



## **Project Bridge**

**Data Packet**

**July 1, 2022 –June 30, 2023**

**Meeting: July 19, 2023**

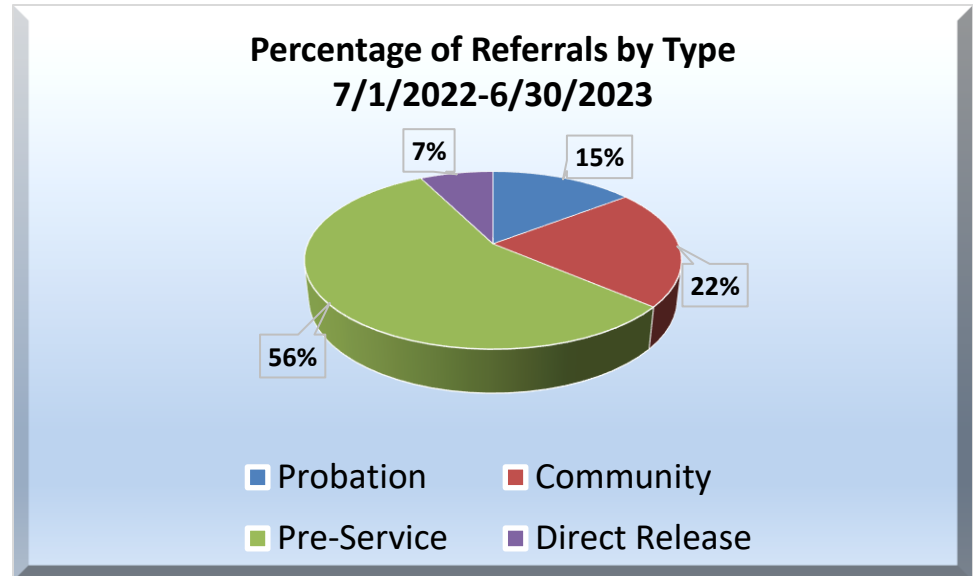
- [YTD Census Summary](#)
- [Timeliness of Admission](#)
- [YTD Discharge Analysis](#)
- [O.D.S](#)
- [Recidivism](#)
- [Vocational Certifications](#)
- [Employment](#)
- [GED Certifications and Education](#)
- [Mentoring](#)
- [Caseload](#)
- [Staff Vacancies](#)

# YTD Census Summary

## July 1, 2022- June 30, 2023

Circuit	Target Goals for Census by Circuit	End of June 2023 Census	1st Quarter ADP (July-September)	2 <sup>nd</sup> Quarter ADP (October – December)	3 <sup>rd</sup> Quarter ADP (January – March)	4 <sup>th</sup> Quarter ADP (April-June)	ADP YTD (July 1- June 30)
C11	38	44	41.68	33.38	41.71	50.08	41.70
C15	22	18	15.79	16.27	16.95	18.68	16.92
C16	2	0	1.89	.72	1.00	.26	.97
C17	37	36	32.18	34.72	37.37	39.09	35.83
C19	19	18	20.42	18.08	18.10	18.68	18.83
C20	24	24	31.82	26.28	23.70	27.01	27.30
Totals	142	140	143.78	129.75	138.83	153.80	141.55

Referral Type	Number of Referrals 7/1/2022-6/30/2023
Probation	83
Community	124
Pre-Service	324
Direct Release	43
Region Total	574



## *Timeliness of Admissions*

### *July 1, 2022 through June 30, 2023*

Circuit	Intakes Due	Intakes Completed Timely	% Youth Intakes Completed Timely
11	76	70	92.11%
15	27	25	92.59%
16	0	0	N/A
17	69	61	88.41%
19	22	19	86.36%
20	52	36	69.23%
Region Totals	246	211	85.77%

C19 Music Studio



Movies &  
Mentoring  
with Mentor  
Carl Bryant



Community Service



# YTD Discharge Analysis

## July 1, 2022 – June 30, 2023

Discharge Classifications YTD by Circuit						
Circuit	Neutral	Non-Completion	Completion	Totals	Completion% Completion VS Non completion	Determined by 2 <sup>nd</sup> Placement
11	8	26	57	91	69.00%	12
15	4	5	25	34	83.00%	10
16	0	0	2	2	100.00%	1
17	19	17	43	79	72.00%	17
19	4	4	26	34	87.00%	13
20	10	15	47	72	76.00%	17
Total	45	67	200	312	75.00%	70

**Success Rate:** Youth referred and admitted for services completed the program.  
**(Completion vs Non-Completion) Minimum Standard 65.00%**

# Offenses During Service

## July 1, 2022 – June 30, 2023

Circuit	Arrest During Program	Adjudicated	Adjudication Pending	No Recidivism During Services July 1, 2022- June 30, 2023
11	14	0	11	100.00%
15	8	0	3	100.00%
17	18	0	18	100.00%
19	14	3	6	92.31%
20	19	3	5	96.05%
16	2	0	1	100.00%
<b>TOTAL</b>	<b>75</b>	<b>6</b>	<b>44</b>	<b>98.11%</b>

**Offenses During Service:** Youth receiving services shall not be arrested for a new violation, and subsequently, adjudicated during services.

Project Bridge's  
Summer KickOff

*Lakes Park  
Fort Myers  
June 12, 2023  
11:00am-2:00pm*





Congratulations to Ilesha for receiving the 2023 DJJ "Unleashing You" Above and Beyond Award!!! We are so proud of her amazing achievements and look forward to watching her SOAR!!



In July Circuit 11 staff and youth enjoyed a creative cooking activity they called "Rockin' Tacos". This was a combined life skill and restorative justice lesson which taught youth to cook delicious meals at home. This skill focused on Financial Independence and being responsible adults who can cook for themselves and their families. Cooking at home saves you loads of money, time waiting at restaurants, and it teaches youth to think about themselves, family, and live on a much lower budget. Cooking at home is a great way to support the dietary needs of your family. Youth and staff had fun, enjoyed quality time working together as a team. The Ground Beef Tacos came out delicious!!!! Special thanks to Ms. Garcia for teaching, and bringing ingredients!



Circuit	Successful %	
11	45 52	86.54%
15	15 18	83.33%
17	46 63	73.02%
19	24 24	100.00%
20	22 23	95.65%
16	N/A	N/A
<b>Totals</b>	<b>152 180</b>	<b>84.44%</b>

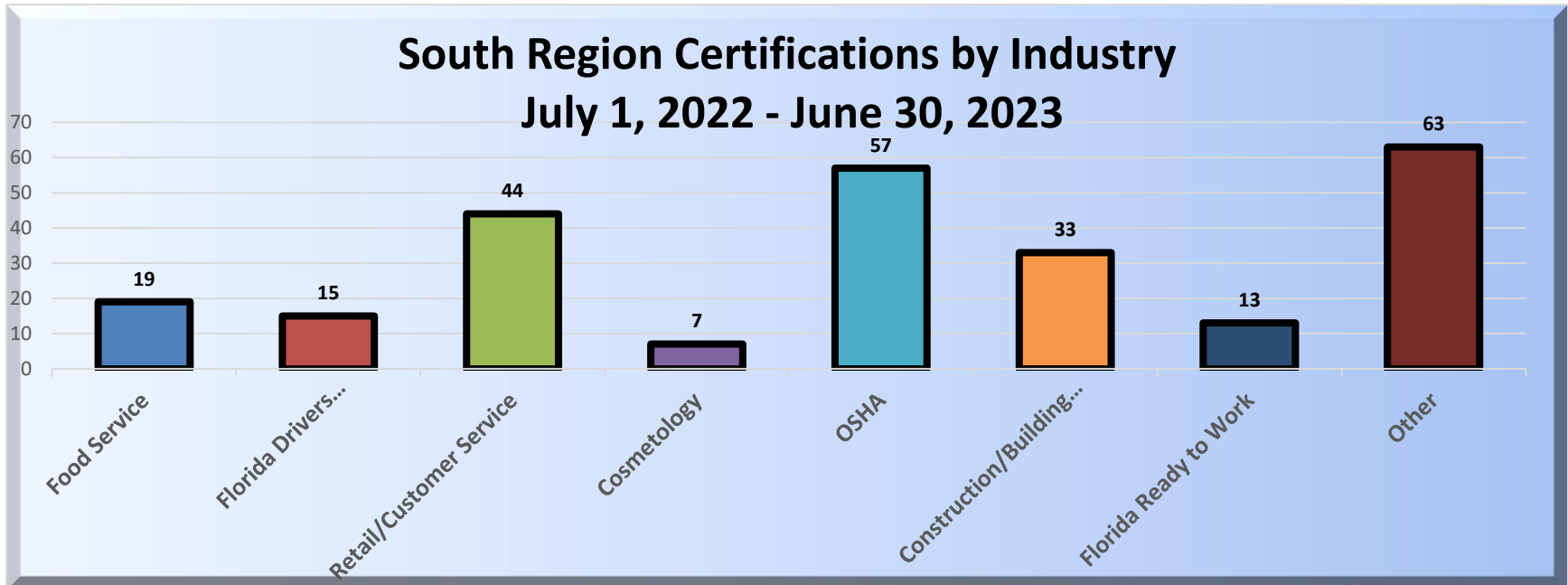
**Recidivism:** Youth receiving services shall not be arrested for a new violation, and subsequently, adjudicated one (1) year after release from the program. Please Note Direct Release are not included.

Minimum Standard 74.00%

# Vocational Certifications

## July 1, 2022 – June 30, 2023


Circuit	Partner	Total Enrolled YTD	Youth Enrolled In PY Earning Certificates	# of Certs Earned (In the report range)	Certification Success Rate for Successful Completers	
11	EWD	118	77	98	100.00%	52 of 52
15	HBI	47	41	37	100.00%	20 of 20
16	EWD	3	3	3	100.00%	2 of 2
17	HBI	102	76	67	100.00%	40 of 40
19	EWD	45	37	28	100.00%	19 of 19
20	EWD	44	22	18	100.00%	19 of 19
<b>TOTAL</b>		<b>359</b>	<b>256</b>	<b>251</b>	<b>100.00%</b>	<b>152 of 152</b>



June 15<sup>th</sup>, 2023, GED instructor Tann, hosted an educational event at Florida Atlantic University.



C17 Fun Day at Dave & Busters

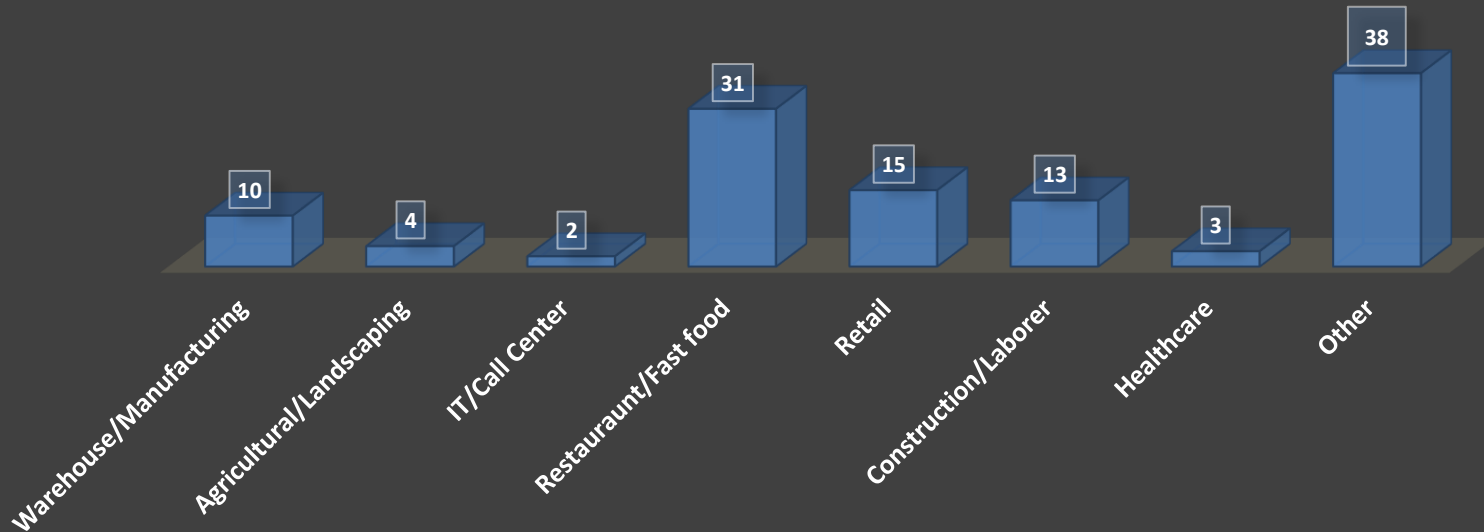


Program Manager Henderson recently spent time with his Mentee GM. The youth was treated to a shopping spree and haircut to raise his self-esteem. PM spent time speaking with the youth about his dreams and aspirations in life. The youth reported that he would not know what to do if Project Bridge wasn't involved and assisting him with his goals and dreams.  
June



Circuit	Partner	Total Enrolled YTD	Placed in Report Range	Employment Success Rate for Successful Completers Matched with Employment	
11	EWD	78	41	100.00%	26 of 26
15	HBI	45	18	100.00%	15 of 15
16	Eckerd	2	2	100.00%	1 of 1
17	HBI	84	36	100.00%	24 of 24
19	EWD	16	9	100.00%	9 of 9
20	EWD	30	11	100.00%	15 of 15
<b>TOTAL</b>		<b>255</b>	<b>117</b>	<b>100.00%</b>	<b>90 of 90</b>

### EMPLOYMENT PLACEMENTS BY INDUSTRY YTD



# Education Enrollment As of June 30, 2023

Circuit	Currently Enrolled	GED Prep Enrollment	Skills Remediation	Pupil Progression	Tutoring	Post Secondary Education	Credit Recovery
11	27	1	17	7	0	2	0
15	11	2	1	4	0	4	0
16	0	0	0	0	0	0	0
17	19	4	15	0	0	0	0
19	15	2	4	9	0	0	0
20	18	0	3	15	0	0	0
Regional Totals	90	9	40	35	0	6	0

# GED Tests Passed & Math/Reading Gains

## July 1, 2022 – June 30, 2023

Circuit	GED /Diplomas Earned	GED Tests Passed RLA YTD	GED Tests Passed Math YTD	GED Tests Passed Science YTD	GED Tests Passed SS YTD	Math Gains YTD	Reading Gains YTD
11	2	1	2	2	2	4	4
15	0	1	0	1	0	1	1
16	0	0	0	0	0	0	0
17	0	1	1	4	3	6	7
19	0	1	0	1	1	2	3
20	2	2	2	2	2	4	7
Regional Totals	4	6	5	10	8	17	22

# Probation Outcomes

## July 1, 2022- June 30, 2023

Probation Census by Circuit	Probation Admissions YTD	Employment Placements	Vocational Certifications Earned	Completion YTD	Unsuccessful Completion YTD	Neutral Completion	Determined by 2 <sup>nd</sup> Placement
C11	30	7	12	9	5	3	1
C15	1	0	0	0	0	0	0
C16	2	2	2	2	0	0	0
C17	16	3	8	2	2	4	1
C19	17	1	7	6	2	2	2
C20	17	3	5	9	2	0	1
<b>Totals</b>	<b>83</b>	<b>16</b>	<b>34</b>	<b>28</b>	<b>11</b>	<b>9</b>	<b>5</b>



Circuit	Total Served	Matched	Total Served – Matched % (Minus Refusals)
C11	146	65	100.00%
C15	59	38	100.00%
C16	3	1	100.00%
C17	125	51	100.00%
C19	64	41	100.00%
C20	108	51	100.00%
	505	247	100.00%

Circuit		Transition Coordinator	Community Caseload
1	11 (Miami/ Dade)	Harbour, Nancy Garcia, Sarah	21 24
2	15 (Palm Beach)	Leno, Christopher Malcolm, Oshane Mills, Thernell	5 7 6
3	16 (Monroe)	Malcolm, Oshane	0
4	17 (Broward)	Leno, Christopher Malcolm, Oshane	19 17
5	19 (Martin)	Mills, Thernell	18
6	20 (Lee/Hendry/Glades/Collier/Charlotte)	Evan, Cassandra	23
		TOTAL	140

June 22<sup>nd</sup> Elite Awards Luncheon – Project Bridge South held a region-wide event to honor the hard work of our Elite Youth, Staff, DJJ Partners and Community Partners. It was a beautiful event held at the Lake Pavilion in West Palm.



Budgeted Position	Circuits	Name	Date of Hire	Date of Vacancy	# of Days Vacant	Comments
Transition Support Specialist (FT)	19 Fort Pierce	Vacant	Pending	08/23/2022	312	Background Screening
Transition Support Specialist(FT)	15 West Palm	Vacant	Pending	2/17/2023	134	Process Of Interviews
Transition Support Specialist (FT)	20 Fort Myers	Vacant	Pending	4/1/2022	456	Background Screening
Transition Support Specialist (FT)	11 Miami	Vacant	Pending	3/15/2023	108	Background Screening
GED Instructor(PT)	20 Fort Myers	Vacant	Pending	5/1/2023	61	Background
Ged Instructor (PT)	19 Fort Pierce	Vacant	Pending	2/3/2023	148	Background