



## **Project Bridge**

**Data Packet**

**July 1, 2022 – April 30, 2023**

**Meeting: May 24, 2023**

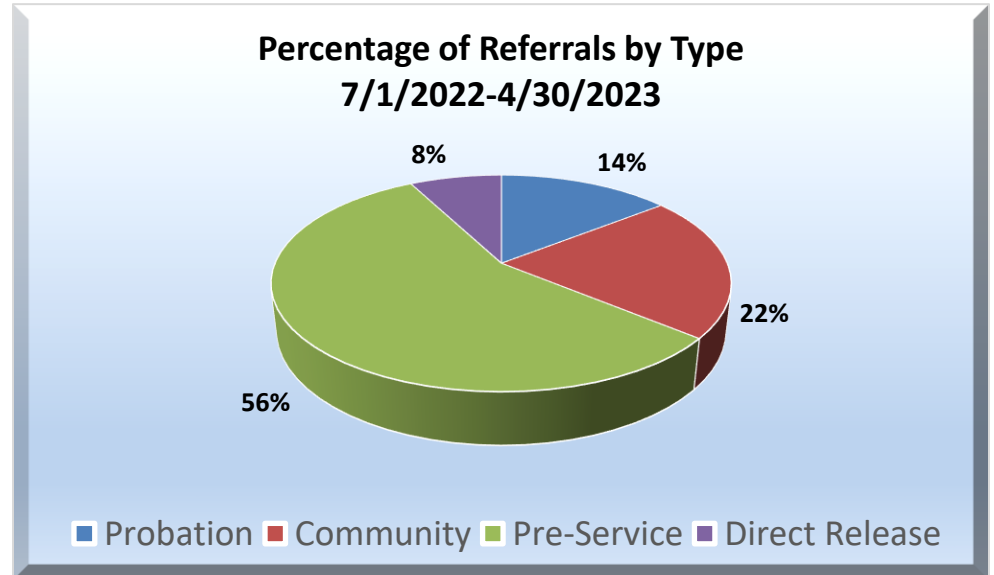
- [YTD Census Summary](#)
- [Timeliness of Admission](#)
- [YTD Discharge Analysis](#)
- [O.D.S](#)
- [Recidivism](#)
- [Vocational Certifications](#)
- [Employment](#)
- [GED Certifications and Education](#)
- [Mentoring](#)
- [Caseload](#)
- [Staff Vacancies](#)

# YTD Census Summary

## July 1, 2022- April 30, 2023

Circuit	Target Goals for Census by Circuit	End of April 2023 Census	1st Quarter ADP (July-September)	2 <sup>nd</sup> Quarter ADP (October-December)	3 <sup>rd</sup> Quarter ADP (January-March)	ADP YTD (July 1- April 30)
C11	38	53	41.68	33.38	41.71	40.21
C15	22	18	15.79	16.27	16.95	16.68
C16	2	0	1.89	.72	1.00	1.16
C17	37	42	32.18	34.72	37.37	35.30
C19	19	17	20.42	18.08	18.10	18.73
C20	24	28	31.82	26.28	23.70	27.22
Totals	142	158	143.78	129.75	138.83	139.30

Referral Type	Number of Referrals 7/1/2022-4/30/2023
Probation	73
Community	109
Pre-Service	285
Direct Release	39
Region Total	506



## *Timeliness of Admissions*

### *July 1, 2022 through April 30, 2023*

Circuit	Intakes Due	Intakes Completed Timely	% Youth Intakes Completed Timely
11	58	53	91.38%
15	20	18	90.00%
16	0	0	N/A
17	64	56	87.50%
19	21	18	85.71%
20	48	34	70.73%
Region Totals	211	179	84.83%

# YTD Discharge Analysis

## July 1, 2022 – April 30, 2023

Discharge Classifications YTD by Circuit						
Circuit	Neutral	Non-Completion	Completion	Totals	Completion% Completion VS Non completion	Determined by 2 <sup>nd</sup> Placement
11	6	20	43	69	68.00%	7
15	5	3	19	27	86.00%	9
16	0	0	2	2	100.00%	1
17	13	14	34	61	71.00%	13
19	2	4	22	28	85.00%	11
20	8	14	41	63	75.00%	16
Total	34	55	161	250	75.00%	57

**Success Rate:** Youth referred and admitted for services completed the program.  
**(Completion vs Non-Completion) Minimum Standard 65.00%**

# Offenses During Service

## July 1, 2022 – April 30, 2023

Circuit	Arrest During Program	Adjudicated	Adjudication Pending	No Recidivism During Services July 1, 2022- April 30, 2023
11	9	1	7	98.48%
15	8	0	3	100.00%
17	17	0	16	100.00%
19	13	3	5	90.32%
20	16	3	3	95.52%
16	2	0	1	100.00%
<b>TOTAL</b>	<b>65</b>	<b>7</b>	<b>35</b>	<b>97.22%</b>

**Offenses During Service:** Youth receiving services shall not be arrested for a new violation, and subsequently, adjudicated during services.

4/7/23 Causeway Cove Marina – Restorative Justice and Mentorship event was a special community outreach to help cleanup and maintain the marina. Youth also learned about the eco-system and the importance of taking care of the environment.



Music Makes Me Feel” - Youth were able to explore the backgrounds of the “music world”, the affects and effects of the sounds, lyrics, beats, and advertisements use to capture individual's attention.... and determine if “Music Makes Me Lose Control”?



Youth from C15 were able to travel to C19 to utilize the Creative Hope Studios.

Circuit	Successful %	
<b>11</b>	<b>41</b> <b>47</b>	<b>87.23%</b>
<b>15</b>	<b>13</b> <b>16</b>	<b>81.25%</b>
<b>17</b>	<b>39</b> <b>54</b>	<b>72.22%</b>
<b>19</b>	<b>19</b> <b>19</b>	<b>100.00%</b>
<b>20</b>	<b>16</b> <b>16</b>	<b>100.00%</b>
<b>16</b>	<b>N/A</b>	<b>N/A</b>
<b>Totals</b>	<b>128</b> <b>152</b>	<b>84.21%</b>

**Recidivism:** Youth receiving services shall not be arrested for a new violation, and subsequently, adjudicated one (1) year after release from the program. Please Note Direct Release are not included.

Minimum Standard 74.00%



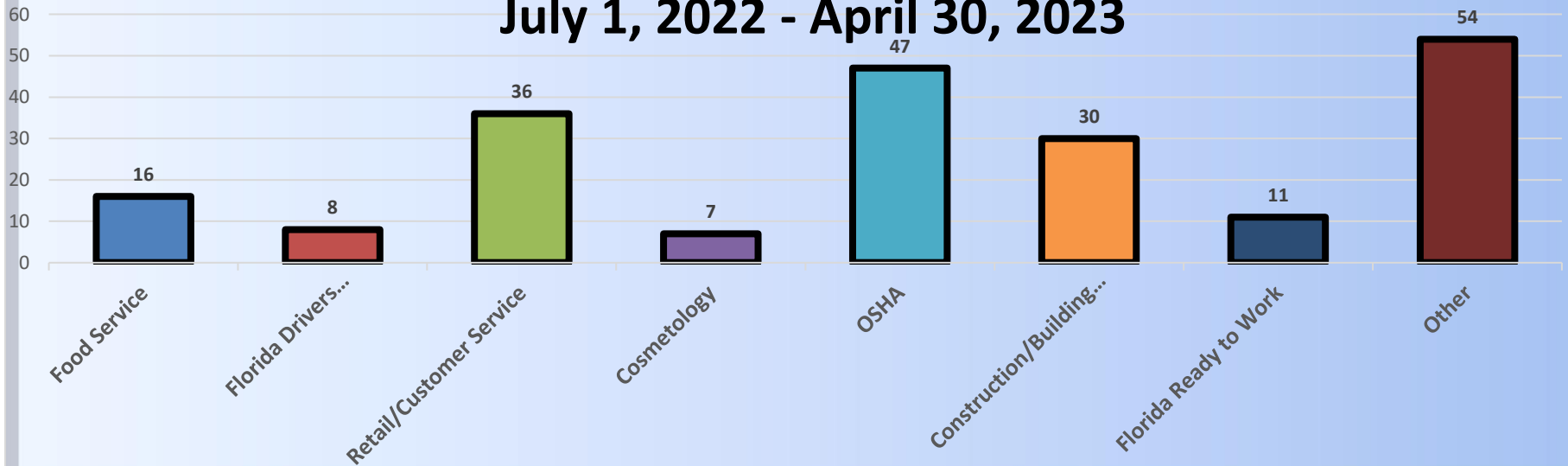
# Vocational Certifications

## July 1, 2022 – April 30, 2023

Circuit	Partner	Total Enrolled YTD	Youth Enrolled In PY Earning Certificates	# of Certs Earned (In the report range)	Certification Success Rate for Successful Completers	
					100.00%	of
11	EWD	105	69	86	100.00%	41 of 41
15	HBI	41	37	28	100.00%	17 of 17
16	EWD	3	3	3	100.00%	2 of 2
17	HBI	94	70	53	100.00%	32 of 32
19	EWD	40	35	26	100.00%	15 of 15
20	EWD	42	17	13	100.00%	16 of 16
<b>TOTAL</b>		<b>325</b>	<b>231</b>	<b>209</b>	<b>100.00%</b>	<b>123 of 123</b>

### South Region Certifications by Industry

#### July 1, 2022 - April 30, 2023



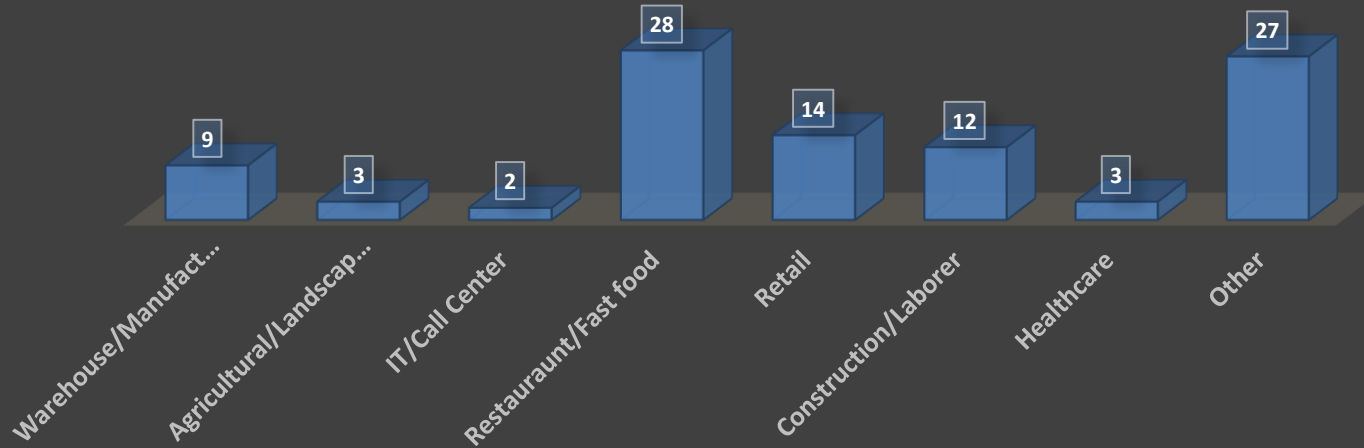
On 4/13/2023, South Youth were schedule for the Flagger Vocational Training at the DJJ Office location 10700 Caribbean Blvd, Cutler Bay. Youth along with Eckerd staff and AMO staff career advisor Ms. Carmen Torrez attended an event on TRAINING for the TITLE position as Flagger.



On 4/27/2023, youth attended OIC South Florida Job Fair event with gathered recruiters and community resources along with Eckerd staff and OIC staff Mr. Ray Lightburn, Tamara Velez, and Mr. Hernan Gutierrez. Youth received a vocational lesson on searching, applying, mock interviewing, training & job placement. Youth were provided clothing, learned about dressing for an interview. Youth were also informed to bring Florida identification. Youth applied with the following businesses: Youth Development & Entrepreneurship Program, Road Safe, Papa Johns, Security Office & Screeners with Term Security Program successfully assisted youth with transitioning back into the community, which opens new doors of opportunity. Youth made their choices on Food Service Operations, Information Technology, Construction Operations, Warehouse Logistics and Transportation & Moving Materials and spoke with Army recruiters

Circuit	Partner	Total Enrolled YTD	Placed in Report Range	Employment Success Rate for Successful Completers Matched with Employment	
				Success Rate	Count
11	EWD	72	32	100.00%	20 of 20
15	HBI	38	17	100.00%	14 of 14
16	Eckerd	2	2	100.00%	1 of 1
17	HBI	74	27	100.00%	20 of 20
19	EWD	13	6	100.00%	6 of 6
20	EWD	26	10	90.00%	9 of 10
<b>TOTAL</b>		<b>225</b>	<b>94</b>	<b>98.60%</b>	<b>70 of 71</b>

### EMPLOYMENT PLACEMENTS BY INDUSTRY YTD



## Monthly JPO Parent Mentor Engagement



**4/18 Cultural Diversity Activity – Staff and youth visited a local Honduran restaurant to experience the food and culture of Honduras. They even ordered in Spanish!**

**4/7- Easter baskets were given out to youth and they were able to make baskets for their siblings**

## C17 4/11 – 4/12 Job Fair Event



Circuit	Currently Enrolled	GED Prep Enrollment	Skills Remediation	Pupil Progression	Tutoring	Post Secondary Education	Credit Recovery
11	39	3	23	10	0	3	0
15	17	4	0	6	0	7	0
16	0	0	0	0	0	0	0
17	17	4	10	2	0	0	1
19	17	3	1	13	0	0	0
20	17	0	4	12	0	1	0
Regional Totals	107	14	38	43	0	11	1

# GED Tests Passed & Math/Reading Gains

## July 1, 2022 – April 30, 2023

Circuit	GED /Diplomas Earned	GED Tests Passed RLA YTD	GED Tests Passed Math YTD	GED Tests Passed Science YTD	GED Tests Passed SS YTD	Math Gains YTD	Reading Gains YTD
11	1	0	1	1	0	3	3
15	0	1	0	1	0	0	1
16	0	0	0	0	0	0	0
17	0	1	1	3	1	1	1
19	0	0	0	1	1	2	2
20	2	1	2	1	1	4	6
Regional Totals	3	3	4	7	3	10	13



# Probation Outcomes

## July 1, 2022- April 30, 2023

Probation Census by Circuit	Probation Admissions YTD	Employment Placements	Vocational Certifications Earned	Completion YTD	Unsuccessful Completion YTD	Neutral Completion	Determined by 2 <sup>nd</sup> Placement
C11	28	6	12	6	5	2	2
C15	0	0	0	0	0	0	0
C16	2	2	2	2	0	0	1
C17	13	1	5	0	1	3	1
C19	15	0	6	4	2	1	1
C20	15	4	5	9	2	0	1
<b>Totals</b>	<b>73</b>	<b>13</b>	<b>30</b>	<b>21</b>	<b>10</b>	<b>6</b>	<b>6</b>

On April 12<sup>th</sup>, Circuit 20 youth took a visit to the Holocaust Museum and Cohen Education Center in Naples. We learned a lot about the history of World War 1 and 2 along with antisemitism and Hitler, but our biggest take away was the importance of standing up for others and using our voices to speak out against injustices and other things that are wrong. We were reminded that this simple act is all it takes to change the world for the better.



4/26 Educational and fun trip to the Zoo





Circuit	Total Served	Matched	Total Served – Matched % (Minus Refusals)
C11	126	63	100.00%
C15	50	36	100.00%
C16	3	1	100.00%
C17	111	48	100.00%
C19	55	35	100.00%
C20	102	48	100.00%
	447	231	100.00%

Circuit		Transition Coordinator	Community Caseload
1	11 (Miami/ Dade)	Harbour, Nancy Garcia, Sarah	27 27
2	15 (Palm Beach)	McNish, Vanessa	17
3	16 (Monroe)	Malcolm, Oshane	0
4	17 (Broward)	Leno, Christopher Malcolm, Oshane	23 20
5	19 (Martin)	Mills, Thernell	17
6	20 (Lee/Hendry/Glades/Collier/Charlotte)	Evan, Cassandra	28
		TOTAL	159

Budgeted Position	Circuits	Name	Date of Hire	Date of Vacancy	# of Days Vacant	Comments
Transition Support Specialist (FT)	19 Fort Pierce	Vacant	Pending	08/23/2022	251	Background
Transition Support Specialist(FT)	15 West Palm	Vacant	Pending	2/17/2023	73	Process of Interviews
Transition Support Specialist(FT)	17 Fort Lauderdale	Vacant	Pending	2/3/2023	87	Hired - Start Date May, 30, 2023
Transition Support Specialist (FT)	20 Fort Myers	Vacant	Pending	4/1/2022	395	Offer Pending
Transition Support Specialist (FT)	11 Miami	Vacant	Pending	3/15/2023	47	Background Screening
Ged Instructor (FT)	15/19 West Palm/Fort Pierce	Vacant	Pending	2/3/2023	87	Process of Interviews



JOIN US FOR AN

# ELITE

AWARDS LUNCHEON

JUNE 22 11 AM - 2 PM

Please be our guest on this special day, as we celebrate Project Bridge Youth outstanding achievements. We will also honor impactful partnerships with select DJJ personnel and recognize significant contributions from Community Partners. Registration will begin at 11:00am. The event will include lunch, guest speaker, awards ceremony and graduation celebration.

To register online, visit [www.Eckerd.org/Elite](http://www.Eckerd.org/Elite)

The Lake Pavilion  
101 S Flagler Drive  
West Palm Beach