



Project Bridge

Data Packet
March 22nd, 2023

- [YTD Census Summary](#)
- [Timeliness of Admission](#)
- [YTD Discharge Analysis](#)
- [O.D.S](#)
- [Recidivism](#)
- [Vocational Certifications](#)
- [Employment](#)
- [GED Certifications and Education](#)
- [Mentoring](#)
- [Caseload](#)
- [Staff Vacancies](#)



Congratulations to Jovanie, the 2023 Florida Department of Juvenile Justice, Youth Ambassador Award Winner!!!! ,Jovanie is the proud owner of Saint Shine Detailing, LLC. He attributes this achievement to the help he received from the Project Bridge staff. Jovanie was able to receive guided instruction in setting up his LLC, and was also enrolled in the Elite 60 Program which includes weekly virtual mentoring known as “L.E.A.D.(Leadership, Entrepreneurship, Advancement and Development) Sessions”.



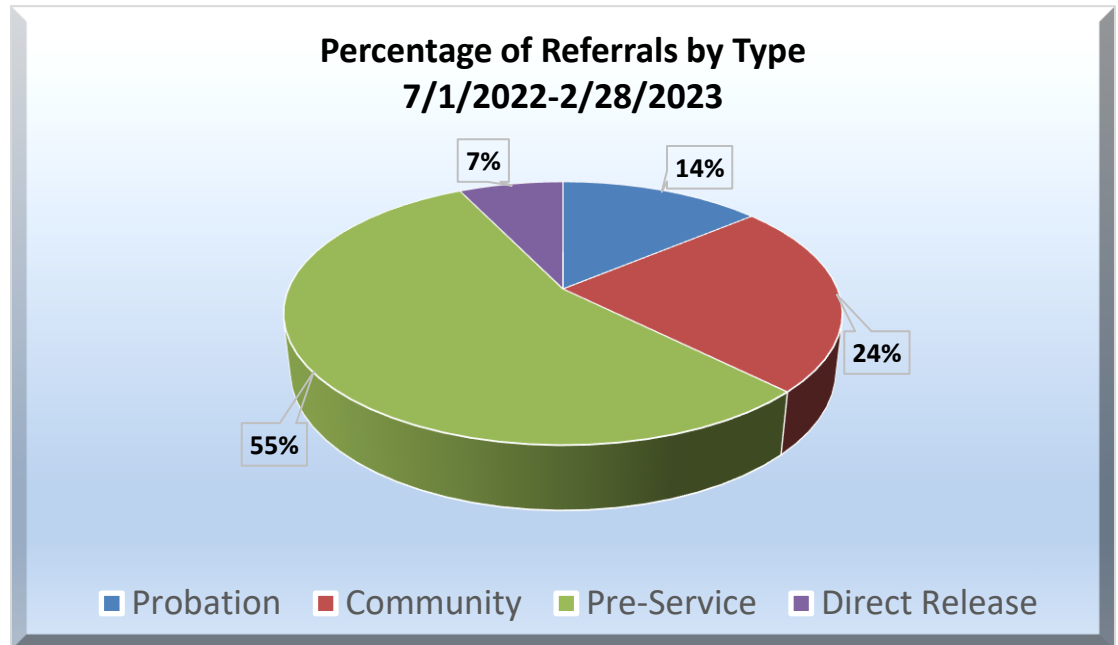
Shark Tank – Interested youth were able to participate in a 6 week long journey to learn about starting a small business. Youth will have the opportunity to attend various workshops including dressing for success, starting an LLC, developing an elevator pitch and more. The 6 week journey will culminate in a final Shark Tank presentation where youth will be able to “pitch” their business idea and possibly donate dollars to launch their business.

YTD Census Summary

July 1, 2022-February 28, 2023

Circuit	Target Goals for Census by Circuit	End of February 2023 Census	1st Quarter ADP (July-September)	2 nd Quarter ADP (October-December)	3 rd Quarter ADP (January-February)	ADP YTD (July 1-February 28)
C11	38	38	41.68	33.38	38.11	37.62
C15	22	13	15.79	16.27	16.19	16.39
C16	2	1	1.89	.72	1.23	1.26
C17	37	39	32.18	34.72	34.20	33.67
C19	19	18	20.42	18.08	19.70	19.25
C20	24	24	31.82	26.58	27.53	28.20
Totals	142	133	143.78	129.75	136.96	136.39

Referral Type	Number of Referrals 7/1/2022-2/28/2023
Probation	60
Community	101
Pre-Service	238
Direct Release	31
Region Total	430



Timeliness of Admissions July 1, 2022 through February 28, 2023

Circuit	Intakes Due	Intakes Completed Timely	% Youth Intakes Completed Timely
11	40	37	92.50%
15	14	13	92.86%
16	0	0	N/A
17	49	42	85.71%
19	18	15	83.33%
20	36	28	77.78%
Region Totals	157	135	85.99%

YTD Discharge Analysis

July 1, 2022 – February 28, 2023

Discharge Classifications YTD by Circuit						
Circuit	Neutral	Non-Completion	Completion	Totals	Completion% of Target <small>Completion VS Non completion</small>	Determined by 2 nd Placement
11	4	18	34	56	65.00%	6
15	2	0	12	14	100.00%	7
16	0	0	1	1	100.00%	1
17	11	10	28	49	74.00%	10
19	2	2	16	20	89.00%	9
20	5	6	32	43	84.00%	13
Total	24	36	123	183	77.00%	46

Success Rate: Youth referred and admitted for services completed the program.
(Completion vs Non-Completion) Minimum Standard 65.00%

Offenses During Service

July 1, 2022 – February 28, 2023

Circuit	Arrest During Program	Adjudicated	Adjudication Pending	No Recidivism During Services July 1, 2022- February 28, 2023
11	7	0	7	100.00%
15	7	0	3	100.00%
17	13	2	11	96.00%
19	13	2	6	91.67%
20	15	3	5	94.44%
16	1	0	1	100.00%
TOTAL	56	7	34	96.57%

Offenses During Service: Youth receiving services shall not be arrested for a new violation, and subsequently, adjudicated during services.

Circuit	Successful %	
11	34 40	85.00%
15	11 13	84.62%
17	32 45	71.11%
19	12 12	100.00%
20	12 12	100.00%
16	N/A	N/A
Totals	101 122	82.79%

Recidivism: Youth receiving services shall not be arrested for a new violation, and subsequently, adjudicated one (1) year after release from the program. Please Note Direct Release are not included.

Minimum Standard 74.00%

C15 Knighten Project



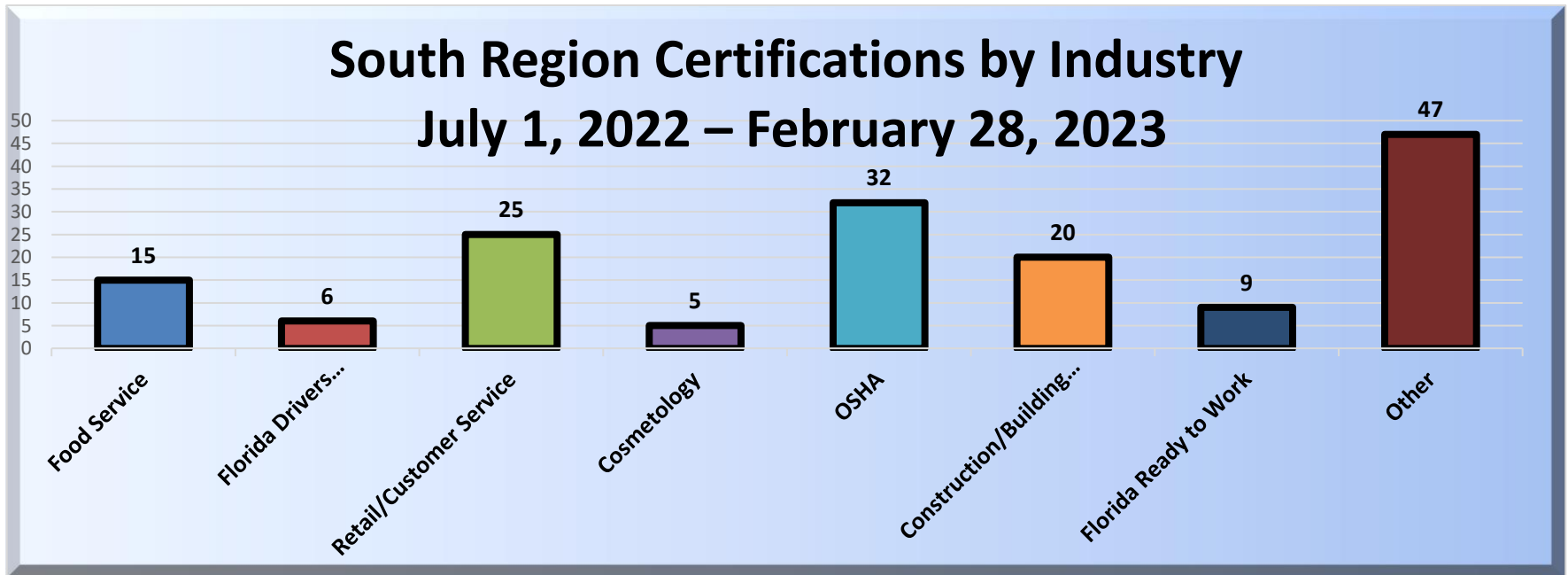
Two truly amazing young ladies who have struggled through life and beat the odds; smart, gifted, and moving forward on a pathway of success. These ladies were recipients of suitcases from the Knighten Project. This Non-Profit Organization provides suitcases for youth aging out of the foster care system filled with much needed items including socks, sheets, hygiene products and more.



Vocational Certifications

July 1, 2022 – February 28, 2023

Circuit	Partner	Total Enrolled YTD	Youth Earning Certificates	# of Certs Earned (In the report range)	Certification Success Rate for Successful Completers	
11	EWD	92	58	69	100.00%	36 of 36
15	HBI	34	29	20	100.00%	14 of 14
16	EWD	3	3	3	100.00%	1 of 1
17	HBI	76	54	42	100.00%	29 of 29
19	EWD	40	29	20	100.00%	13 of 13
20	EWD	47	16	11	100.00%	14 of 14
TOTAL		292	189	165	100.00%	107 of 107



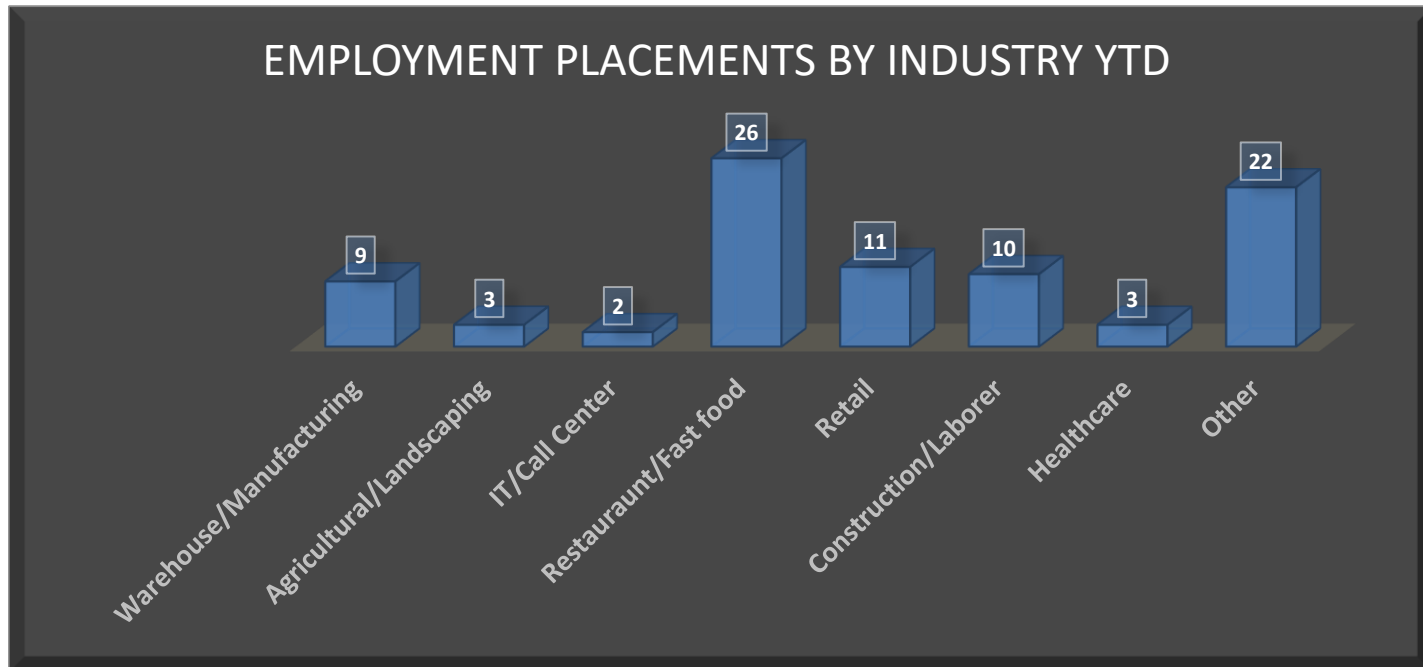
"The Economics of Cooking Pasta on a Budget Family Meal"



Celebrating Black History Month



Circuit	Partner	Total Enrolled YTD	Placed in Report Range	Employment Success Rate for Successful Completers Matched with Employment	
11	EWD	62	28	100.00%	16 of 16
15	HBI	32	15	100.00%	10 of 10
16	Eckerd	2	2	100.00%	1 of 1
17	HBI	63	24	100.00%	16 of 16
19	EWD	14	6	100.00%	7 of 7
20	EWD	27	8	100.00%	12 of 12
TOTAL		200	83	100.00%	62 of 62



Education Enrollment As of February 28, 2023

Circuit	Currently Enrolled	GED Prep Enrollment	Skills Remediation	Pupil Progression	Tutoring	Post Secondary Education	Credit Recovery
11	43	2	23	13	0	5	0
15	9	3	1	1	0	4	0
16	1	0	0	1	0	0	0
17	21	7	11	2	0	0	1
19	14	2	0	11	0	1	0
20	19	1	5	12	0	1	0
Regional Totals	107	15	40	40	0	11	1



Florida Gulf Coast University 



GED Tests Passed & Math/Reading Gains July 1, 2022 – February 28, 2023

Circuit	GED /Diplomas Earned	GED Tests Passed RLA YTD	GED Tests Passed Math YTD	GED Tests Passed Science YTD	GED Tests Passed SS YTD	Math Gains YTD	Reading Gains YTD
11	1	0	1	0	0	3	3
15	0	1	0	0	0	0	1
16	N/A	0	0	0	0	0	0
17	0	0	0	0	0	1	1
19	0	0	0	1	1	2	2
20	2	1	2	2	2	3	6
Regional Totals	3	2	3	3	3	9	13

Probation Outcomes

July 1, 2022- February 28, 2023

Probation Census by Circuit	Probation Admissions YTD	Employment Placements	Vocational Certifications Earned	Completion YTD	Unsuccessful Completion YTD	Neutral Completion	Determined by 2 nd Placement
C11	22	4	9	4	4	1	1
C15	0	0	0	0	0	0	0
C16	2	2	2	1	0	0	1
C17	9	1	0	0	0	3	0
C19	13	0	3	2	2	1	1
C20	14	4	5	9	1	0	1
Totals	60	11	19	16	7	5	4

Circuit	Total Served	Matched	Total Served – Matched % (Minus Refusals)
C11	102	59	100.00%
C15	41	29	100.00%
C16	3	1	100.00%
C17	93	43	100.00%
C19	50	34	100.00%
C20	88	41	100.00%
	377	207	100.00%

Music Studio



Project Bridge South wants to say that how proud we are of Anthony! He earned a bike while also obtaining community services hours with “Earn your Bike”, a nonprofit organization, “Jack the Bike Man.”



Deep Sea Fishing



Circuit		Transition Coordinator	Community Caseload
1	11 (Miami/ Dade)	Harbour, Nancy Garcia, Sarah	20 18
2	15 (Palm Beach)	McNish, Vanessa	13
3	16 (Monroe)	Malcolm, Oshane	1
4	17 (Broward)	Leno, Christopher Malcolm, Oshane	21 18
5	19 (Martin)	Mills, Thernell	18
6	20 (Lee/Hendry/Glades/Collier/Charlotte)	Evan, Cassandra	24
		TOTAL	133

Budgeted Position	Circuits	Name	Date of Hire	Date of Vacancy	# of Days Vacant	Comments
Transition Support Specialist (FT)	19 Fort Pierce	Vacant	Pending	08/23/2022	190	Process of Interviews
Transition Support Specialist(FT)	15 West Palm	Vacant	Pending	2/1/2023	28	Process of Interviews
Transition Support Specialist(FT)	17 Fort Lauderdale	Vacant	Pending	2/3/2023	26	Process of Interviews
Transition Support Specialist (FT)	20 Fort Myers	Vacant	Pending	4/1/2022	334	Process of Interviews
Ged Instructor (FT)	15/19 West Palm/Fort Pierce	Vacant	Pending	2/1/2023	28	Offer Pending
GED Instructor (FT)	17 Fort Lauderdale	Vacant	Pending	2/2/2023	27	Offer Pending