



## Project Bridge

Data Packet  
August 24, 2022

- [Performance Measures](#)
- [YTD Discharge Analysis](#)
- [O.D.S](#)
- [Recidivism](#)
- [Timeliness of Admission](#)
- [Monthly and YTD Census Summary](#)
- [Vocational Certifications](#)
- [Employment](#)
- [Current Education Enrollment](#)
- [GED Test Passed](#)
- [GED Certification](#)
- [Skills Remediation](#)
- [Mentoring Active & Discharge Youths](#)
- [Caseload](#)
- [Staff Vacancies](#)

	Output Measure	Numerator /	/ Denominator	Performance	Minimum Standard	Goal Achieved?
1	<b>Offenses During Service:</b> Youth receiving services shall not be arrested for a new violation, and subsequently, adjudicated during services.	165	186	88.71%	86.00%	YES
2	<b>Success Rate:</b> Youth referred and admitted for services completed the program. <b>(Completion vs Non-Completion)</b>	15	27	56.00%	65.00%	NO
3	<b>Recidivism:</b> Youth receiving services shall not be arrested for a new violation, and subsequently, adjudicated one (1) year after release from the program.	15	19	78.95%	74.00%	Yes

# YTD Discharge Analysis

## July 1, 2022 – July 31, 2022

	Neutral					Non-Completion				Completion			Determined by 2 <sup>nd</sup> Placement
Circuit	Inactive Status (MH-SA-Medical) Within 30 Days of Admission	Program Terminated-Inappropriate Placement Within 30 Days of Admission	Non-Compliance Referred, Back to Court / DJJ Within 30 Days of Admission	Unable to Locate - Referred to State Attorney Within 30 Days of Admission	Death	Inactive Status (MH-SA-Medical) After 30 Days of Admission	Program Terminated-Inappropriate Placement After 30 Days of Admission	Non-Compliance Referred, Back to Court / DJJ After 30 Days of Admission	Unable to Locate - Referred to State Attorney After 30 Days of Admission	Program Successfully Completed	Lost Jurisdiction Goals completed	TOTALS	Terminated / Court Order
<b>11</b>	0	1	0	0	0	0	0	5	1	1	1	9	0
<b>15</b>	0	1	0	0	0	0	0	0	0	2	0	3	3
<b>17</b>	0	1	0	0	0	0	1	0	2	5	1	9	4
<b>19</b>	0	1	0	0	0	0	0	0	0	1	0	2	1
<b>20</b>	0	3	0	0	0	0	1	1	1	3	2	11	5
<b>16</b>	0	0	0	0	0	0	0	0	0	0	0	0	0
<b>TOTAL</b>		7	0	0	0	0	2	6	4	12	3	34	13

# Offense During Service July 1, 2022 – July 31, 2022

Circuit	Arrest During Program	Type			Adjudicated	No Recidivism During Services Total Served	
		VOP	Misdemeanor	Felony			
11	4	0	0	4	0	93.88%	46 of 49
15	1	1	0	1	0	86.36%	19 of 22
17	2	0	1	6	0	83.33%	35 of 42
19	4	2	0	1	0	89.29%	25 of 28
20	3	1	0	4	1	88.37%	38 of 43
16	0	0	0	0	0	100.00%	2 of 2
<b>TOTAL</b>	<b>14</b>	<b>5</b>	<b>1</b>	<b>15</b>	<b>1</b>	<b>88.71%</b>	<b>165 of 186</b>

Circuit	Successful %		Data Collection	
11	7 8	87.50%	8 8	100.00%
15	0 2	0.00%	2 2	100.00%
17	4 5	80.00%	5 5	100.00%
19	3 3	100.00%	3 3	100.00%
20	1 1	100.00%	1 1	100.00%
16	N/A	N/A	N/A	N/A
<b>Totals</b>	<b>15 19</b>	<b>78.95%</b>	<b>19 19</b>	<b>100.00%</b>

# Timeliness of Admission and Assessments July 1, 2022 through July 31, 2022

Circuit	Intakes Due	Intakes Completed Timely	% Youth Admitted Timely	Youth referred for services shall be admitted to the program with services beginning (4) business days if referral is while in residential commitment facility. (PRE-SERVICE)			Youth referred for services shall be admitted to the program and have services begin within (5) business days if the referral was made after the youth was released from the commitment facility. (COMMUNITY)		Circuit	Number of Assessments	Number of Timely Assessments	Percentage of Timely Assessments
11	1	1	100.00%	100.00%	1 of 1	NaN	0 of 0	11	2	2	100.00%	
15	2	2	100.00%	100.00%	1 of 1	100.00%	1 of 1	15	4	4	100.00%	
17	5	5	100.00%	100.00%	5 of 5	NaN	0 of 0	17	10	10	100.00%	
19	6	5	83.33%	80.00%	4 of 5	100.00%	1 of 1	19	12	12	100.00%	
20	3	2	66.67%	100.00%	2 of 2	0%	0 of 1	20	6	6	100.00%	
16	0	0	N/A	N/A	0 of 0	0%	0 of 1	16	0	0	N/A	
<b>TOTAL</b>	<b>17</b>	<b>14</b>	<b>82.35%</b>	<b>93.00%</b>	<b>13 of 14</b>	<b>66.67%</b>	<b>2 of 3</b>	<b>TOTAL</b>	<b>34</b>	<b>34</b>	<b>100.00%</b>	

# Monthly & YTD Census Summary

## July 1, 2022 – July 31, 2022

	Circuit	<i>Contract Census</i>	2022 Census	Admissions	Discharges	Total Served (Unduplicated)
1	<b>11</b> (Miami-Dade)	<i>38</i>	<b>41</b>	<b>3</b>	<b>9</b>	<b>49</b>
2	<b>15</b> (Palm Beach)	<i>22</i>	<b>17</b>	<b>4</b>	<b>6</b>	<b>23</b>
3	<b>16</b> (Monroe)	<i>2</i>	<b>2</b>	<b>0</b>	<b>0</b>	<b>2</b>
4	<b>17</b> (Broward)	<i>37</i>	<b>29</b>	<b>7</b>	<b>13</b>	<b>42</b>
5	<b>19</b> (Martin)	<i>19</i>	<b>24</b>	<b>8</b>	<b>3</b>	<b>27</b>
6	<b>20</b> (Lee)	<i>24</i>	<b>28</b>	<b>7</b>	<b>16</b>	<b>43</b>
7	<b>TOTAL</b>	<b>142</b>	<b>141</b>	<b>29</b>	<b>47</b>	<b>186</b>



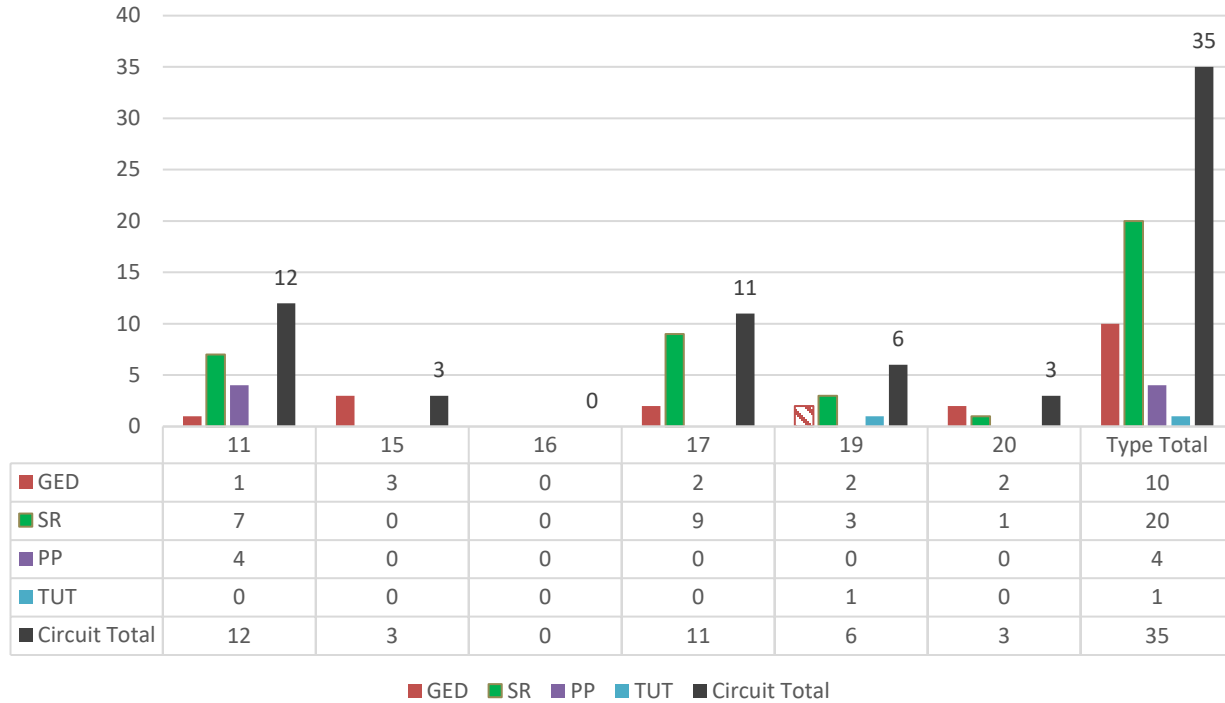
# Vocational Certifications

## July 1, 2022 – July 31, 2022

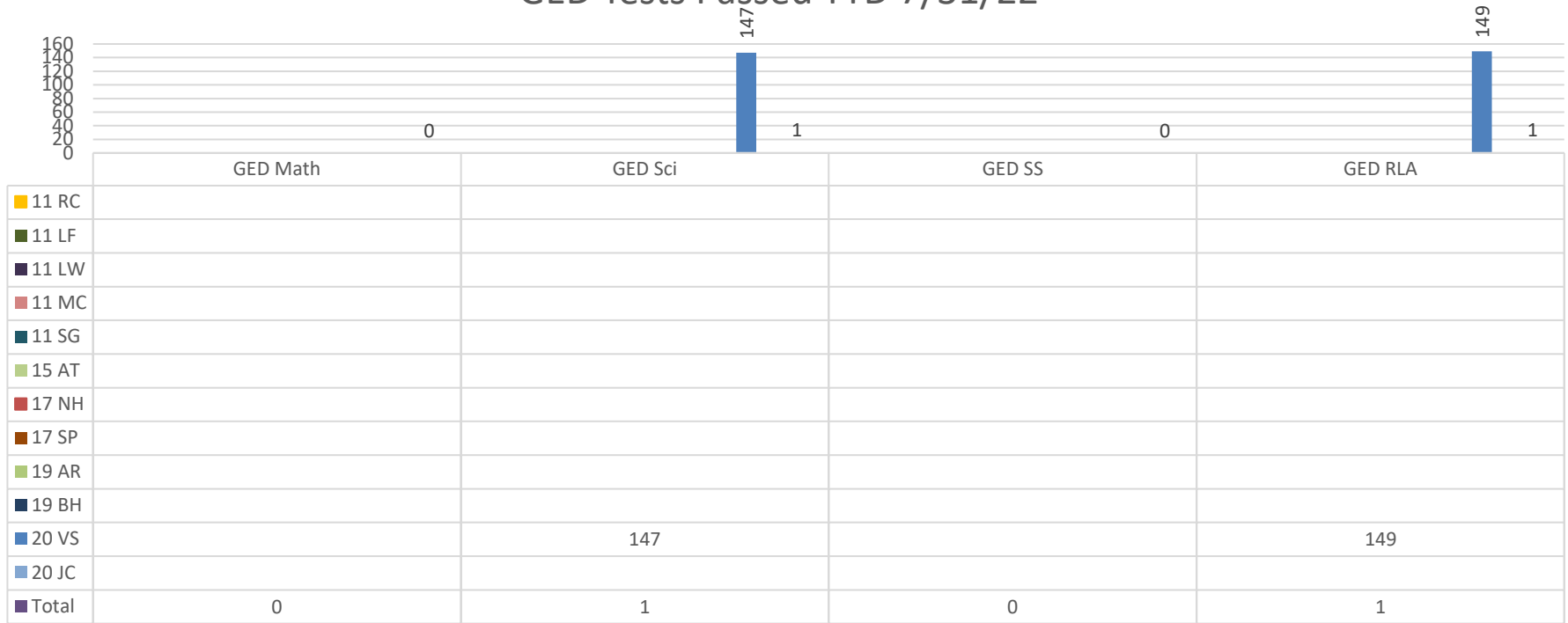
Circuit	Partner	Enrolled in Vocation	Currently Enrolled	Youth earning Certificates	# of Certs Earned (In the report range)	Successful Completers Enrolled in Vocation	Completers Earning a Certificate	Certification Success Rate	
11	EWD	46	35	20	9	1	1	100.00%	1 of 1
15	HBI	14	10	14	3	3	3	100.00%	3 of 3
17	HBI	30	18	20	5	6	6	100.00%	6 of 6
19	EWD	17	8	13	5	1	1	100.00%	1 of 1
20	EWD	29	20	8	3	4	4	100.00%	4 of 4
16	EWD	2	1	1	1	0	0	NA	0 of 0
<b>TOTAL</b>		<b>138</b>	<b>92</b>	<b>76</b>	<b>26</b>	<b>15</b>	<b>15</b>	<b>100.00%</b>	<b>15 of 15</b>

Circuit	Partner	Enrolled in Employment	Placed in Report Range	Currently Enrolled	Successful Completers Enrolled in Employment	Completers Matched with Employment	Employment Success Rate	
11	EWD	37	3	31	2	2	100.00%	2 of 2
15	HBI	16	2	13	3	3	100.00%	3 of 3
17	HBI	25	2	14	5	5	100.00%	5 of 5
19	EWD	10	1	8	2	2	100.00 %	2 of 2
20	EWD	18	0	13	3	3	100.00%	3 of 3
16	EWD	2	1	1	0	0	N/A	0 of 0
<b>TOTAL</b>		108	9	80	16	15	100.00%	15 of 15

Active Education Census  
As of 8/1/22



GED Tests Passed YTD 7/31/22

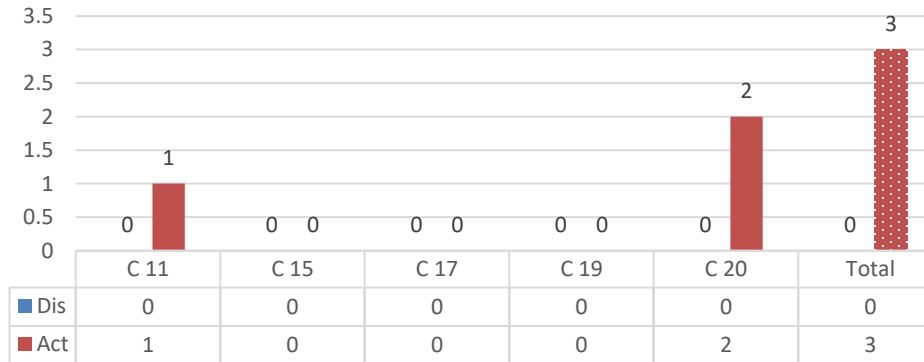


YTD GED Tests & Certificates by Circuit - 7/31/2022

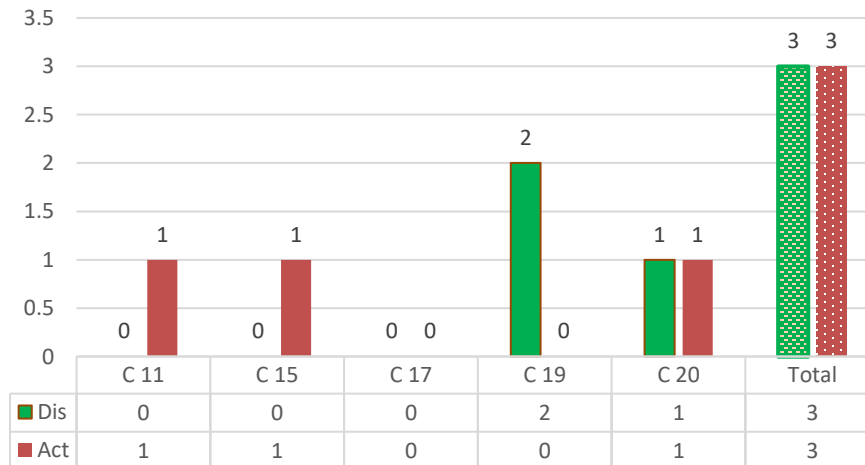


	11	15	17	19	20	Total
▣ Tests	1	1	0	0	3	5
▣ Certificates						0

### Math Gains FY23 - 7/30/22



### Reading Gains FY3 - 7/31/22



Circuit	Total Served (Active)	Matched	Total Served Match/Refuse %	Total Served (Discharged)	Matched	Total Served Match/Refuse %
11	39	22	39/39 100.00 %	2	2	2/2 100.00%
15	14	7	14/14 100.00%	3	2	3/3 100.00%
17	28	11	28/28 100.00%	6	2	6/6 100.00%
19	24	16	24/24 100.00%	1	0	1/1 100.00%
20	25	10	25/25 100.00%	7	3	7/7 100.00%
16	2	1	2/2 100.00%	0	0	n/a
<b>TOTAL</b>	<b>132</b>	<b>67</b>	<b>132/132 100.00%</b>	<b>19</b>	<b>9</b>	<b>19/19 100.00%</b>

Circuit		Transition Coordinator	Community Caseload
1	11 (Miami/ Dade)	Garraway, Juliette Garcia, Sarah	14 27
2	15 (Palm Beach)	McNish, Vanessa	15
3	16 (Monroe)	Malcolm, Oshane	2
4	17 (Broward)	Leno, Christopher Malcolm, Oshane	16 15
5	19 (Martin)	Mills, Thernell	24
6	20 (Lee)	Evan, Cassandra	24
		Tuersley, Eva	4
		TOTAL	141



Budgeted Position	Circuits	Name	Date of Hire	Date of Vacancy	# of Days Vacant	Comments
Transition Support Specialist (FT)	17 Fort Lauderdale (FT)	Vacant	Pending	7/15/2022	17	Offer Pending
Transition Support Specialist(FT)	11 Miami (FT)	Vacant	Pending	5/26/2022	67	Process of Interviews
Transition Support Specialist (FT)	20 Fort Myers (FT)	Vacant	Pending	4/1/2022	122	Process of Interviews
Transition Support Specialist (PT)	20 Fort Myers (PT)	Vacant	Pending	New	31	Offer Pending