



Project Bridge

Data Packet
September 14, 2022

- [Performance Measures](#)
- [YTD Discharge Analysis](#)
- [O.D.S](#)
- [Recidivism](#)
- [Timeliness of Admission](#)
- [Monthly and YTD Census Summary](#)
- [Vocational Certifications](#)
- [Employment](#)
- [Current Education Enrollment](#)
- [GED Test Passed](#)
- [GED Certification](#)
- [Skills Remediation](#)
- [Mentoring Active & Discharge Youths](#)
- [Caseload](#)
- [Staff Vacancies](#)

Performance Measures

July 1, 2022– August 31, 2022

	Output Measure	Numerator /	/ Denominator	Performance	Minimum Standard	Goal Achieved?
1	Offenses During Service: Youth receiving services shall not be arrested for a new violation, and subsequently, adjudicated during services.	181	205	88.29%	86.00%	YES
2	Success Rate: Youth referred and admitted for services completed the program. (Completion vs Non-Completion)	29	41	70.73%	65.00%	Yes
3	Recidivism: Youth receiving services shall not be arrested for a new violation, and subsequently, adjudicated one (1) year after release from the program.	23	33	69.70%	74.00%	NO

YTD Discharge Analysis

July 1, 2022 – August 31, 2022

	Neutral					Non-Completion				Completion			Determined by 2 nd Placement
Circuit	Inactive Status (MH-SA-Medical) Within 30 Days of Admission	Program Terminated-Inappropriate Placement Within 30 Days of Admission	Non-Compliance Referred, Back to Court / DJJ Within 30 Days of Admission	Unable to Locate - Referred to State Attorney Within 30 Days of Admission	Death	Inactive Status (MH-SA-Medical) After 30 Days of Admission	Program Terminated-Inappropriate Placement After 30 Days of Admission	Non-Compliance Referred, Back to Court / DJJ After 30 Days of Admission	Unable to Locate - Referred to State Attorney After 30 Days of Admission	Program Successfully Completed	Lost Jurisdiction Goals completed	TOTALS	Terminated / Court Order
11	0	3	0	0	0	0	0	6	1	3	2	15	3
15	0	2	0	1	0	0	0	0	0	3	1	7	2
17	0	4	0	0	0	0	1	0	2	6	0	13	6
19	0	2	0	0	0	0	0	0	0	5	0	7	3
20	0	4	0	0	0	0	0	1	1	4	5	15	6
16	0	0	0	0	0	0	0	0	0	0	0	0	0
TOTAL		15	0	1	0	0	1	7	4	21	8	57	20

Offense During Service

July 1, 2022 – August 31, 2022

Circuit	Arrest During Program	Type			Adjudicated	No Recidivism During Services Total Served	
		VOP	Misdemeanor	Felony			
11	5	0	0	5	0	91.07%	51 of 56
15	2	2	0	0	0	94.44%	17 of 18
17	9	0	1	8	0	82.00%	41 of 50
19	7	4	0	3	0	87.10%	27 of 31
20	6	2	1	3	1	89.58%	43 of 48
16	0	0	0	0	0	100.00%	2 of 2
TOTAL	29	8	2	19	1	88.29%	181 of 205

Circuit	Successful %		Data Collection	
11	11 15	73.33%	15 15	100.00%
15	0 2	0.00%	2 2	100.00%
17	6 10	60.00%	10 10	100.00%
19	4 4	100.00%	4 4	100.00%
20	2 2	100.00%	2 2	100.00%
16	N/A	N/A	N/A	N/A
Totals	23 33	69.70%	33 33	100.00%

Timeliness of Admission and Assessments

July 1, 2022 through August 31, 2022

Circuit	Intakes Due	Intakes Completed Timely	% Youth Admitted Timely	Youth referred for services shall be admitted to the program with services beginning (4) business days if referral is while in residential commitment facility. (PRE-SERVICE)		Youth referred for services shall be admitted to the program and have services begin within (5) business days if the referral was made after the youth was released from the commitment facility. (COMMUNITY)		Circuit	Number of Assessments	Number of Timely Assessments	Percentage of Timely Assessments
11	8	7	87.50%	100.00%	6 of 6	50.00%	1 of 2	11	16	16	100.00%
15	2	2	100.00%	100.00%	2 of 2	NaN	0 of 0	15	4	4	100.00%
17	12	11	91.67%	91.67%	11 of 12	NaN	0 of 0	17	24	24	100.00%
19	9	7	77.78%	71.43%	5 of 7	100.00%	2 of 2	19	18	18	100.00%
20	9	5	55.56%	100.00%	3 of 5	50.00%	2 of 4	20	18	18	100.00%
16	0	0	N/A	N/A	0 of 0	0%	0 of 1	16	0	0	N/A
TOTAL	40	32	80.00%	84.38%	27 of 32	62.50%	5 of 8	TOTAL	80	80	100.00%

Monthly & YTD Census Summary

July 1, 2022 – August 31, 2022

	Circuit	Contract Census	2022 Census	Admissions	Discharges	Total Served (Unduplicated)
1	11 (Miami-Dade)	38	41	13	20	58
2	15 (Palm Beach)	22	14	6	11	23
3	16 (Monroe)	2	2	0	0	2
4	17 (Broward)	37	31	15	19	50
5	19 (Martin)	19	21	15	12	32
6	20 (Lee)	24	32	19	24	54
7	TOTAL	142	159	68	86	219

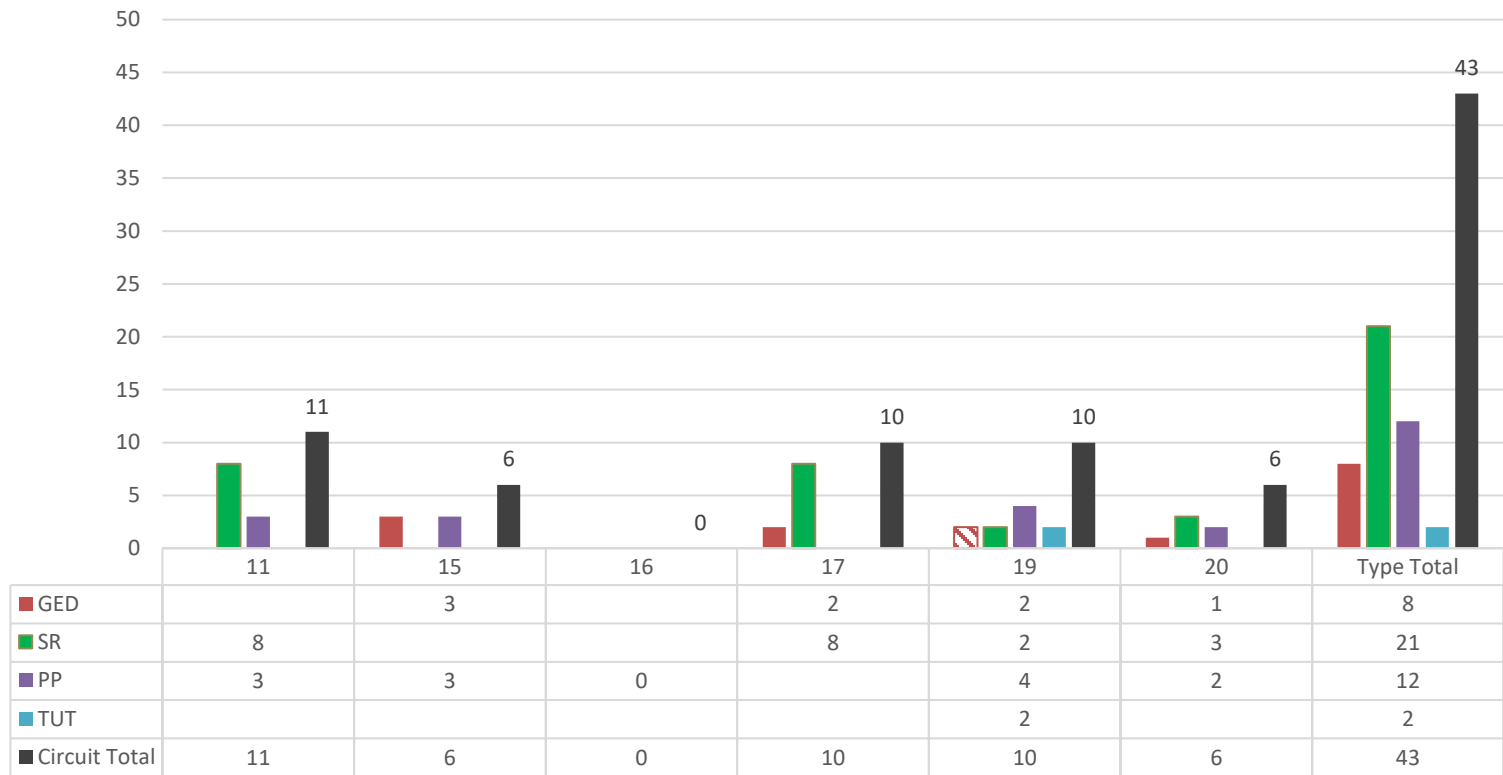
Vocational Certifications

July 1, 2022 – August 31, 2022

Circuit	Partner	Enrolled in Vocation	Currently Enrolled	Youth earning Certificates	# of Certs Earned (In the report range)	Successful Completers Enrolled in Vocation	Completers Earning a Certificate	Certification Success Rate	
11	EWD	52	35	25	19	5	5	100.00%	5 of 5
15	HBI	16	8	14	7	5	5	100.00%	5 of 5
17	HBI	35	19	27	13	6	6	100.00%	6 of 6
19	EWD	22	6	19	11	4	4	100.00%	4 of 4
20	EWD	29	16	11	7	6	6	100.00%	6 of 6
16	EWD	2	1	1	1	0	0	NA	0 of 0
TOTAL		156	85	97	58	26	26	100.00%	26 of 26

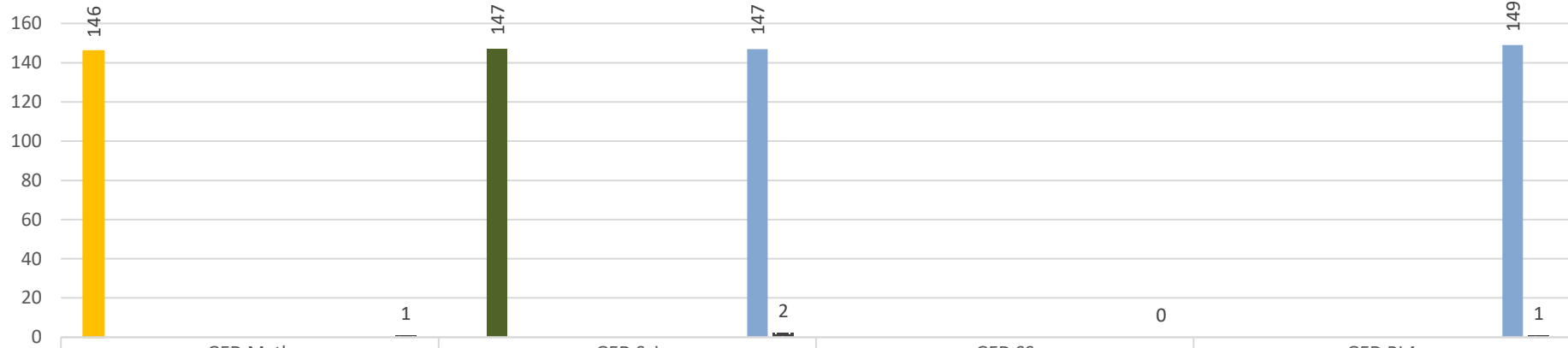
Circuit	Partner	Enrolled in Employment	Placed in Report Range	Currently Enrolled	Successful Completers Enrolled in Employment	Completers Matched with Employment	Employment Success Rate	
11	EWD	43	13	33	2	2	100.00%	2 of 2
15	HBI	17	5	10	4	4	100.00%	4 of 4
17	HBI	30	6	16	4	4	100.00%	4 of 4
19	EWD	13	3	7	2	2	100.00 %	2 of 2
20	EWD	22	0	15	3	3	100.00%	3 of 3
16	EWD	2	2	0	0	0	N/A	0 of 0
TOTAL		127	29	81	15	15	100.00%	15 of 15

Active Education Census
As of 9/1/22



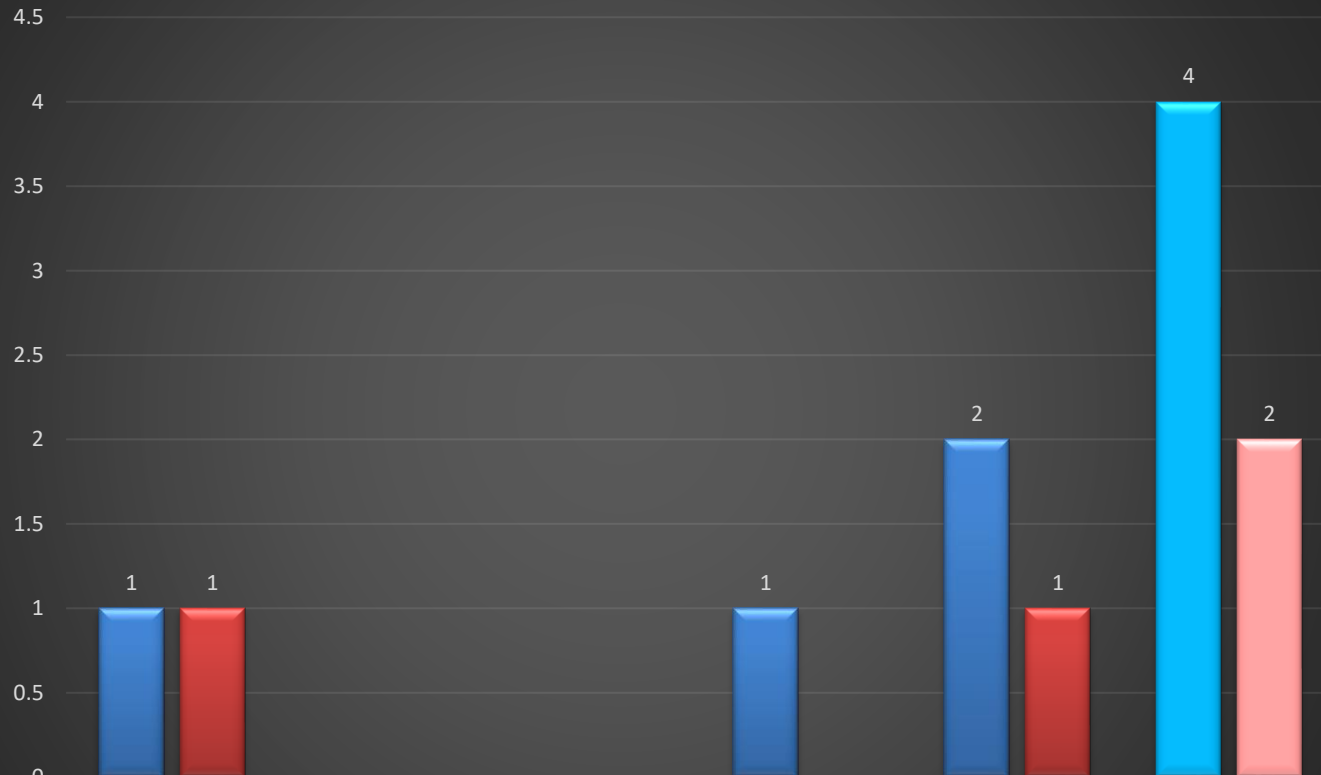
■ GED ■ SR ■ PP ■ TUT ■ Circuit Total

GED Tests Passed YTD 8/31/22



	GED Math	GED Sci	GED SS	GED RLA
11 AR	146			
11 SO		147		
11 ID				
11 BH				
11 CG				
15 YR				
17 CJ				
17 EV				
19 ZB				
19 JC				
20 CH				
20 VS		147		149
Total	1	2	0	1

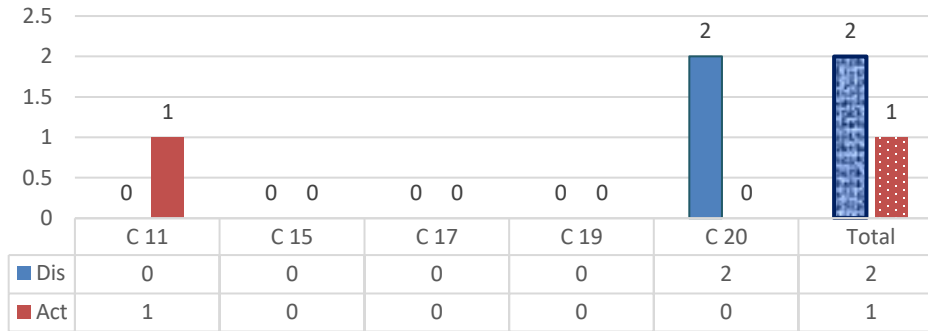
YTD GED Tests & Certificates by Circuit - 8/31/22



▣ Tests
▣ Certificates

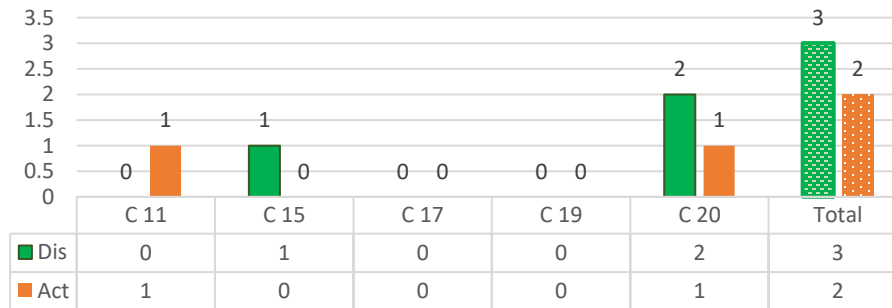
Math Gains

FY23 - 8/31/22



Reading Gains

FY23 - 8/31/22



Mentoring: Active/ Successful Discharged Youth July 1, 2022 to August 31, 2022

Circuit	Total Served (Active)	Matched	Total Served Match/Refuse %	Total Served (Discharged)	Matched	Total Served Match/Refuse %
11	36	17	36/36 100.00 %	6	4	6/6 100.00%
15	11	5	11/11 100.00%	6	4	6/6 100.00%
17	29	13	29/29 100.00%	8	2	8/8 100.00%
19	19	7	19/19 100.00%	6	5	6/6 100.00%
20	26	11	26/26 100.00%	12	4	12/12 100.00%
16	2	1	2/2 100.00%	0	0	n/a
TOTAL	123	54	123/123 100.00%	38	19	38/38 100.00%

Circuit		Transition Coordinator	Community Caseload
1	11 (Miami/ Dade)	Harbour, Nancy Garcia, Sarah	13 28
2	15 (Palm Beach)	McNish, Vanessa	13
3	16 (Monroe)	Malcolm, Oshane	2
4	17 (Broward)	Leno, Christopher Malcolm, Oshane	16 16
5	19 (Martin)	Mills, Thernell	21
6	20 (Lee)	Evan, Cassandra	29
		Tuersley, Eva	3
		TOTAL	141

Budgeted Position	Circuits	Name	Date of Hire	Date of Vacancy	# of Days Vacant	Comments
Transition Support Specialist (FT)	19 Fort Pierce	Vacant	Pending			Process of Interviews
Transition Support Specialist(FT)	11 Miami (FT)	Vacant	Pending	5/26/2022	98	Process of Interviews
Transition Support Specialist (FT)	20 Fort Myers (FT)	Vacant	Pending	4/1/2022	153	Process of Interviews
Transition Support Specialist(FT)	17 Fort Lauderdale(FT)	Vacant	Pending	7/15/2022	48	Start Date 09/13/2022