



Project Bridge

Data Packet
January 11, 2022

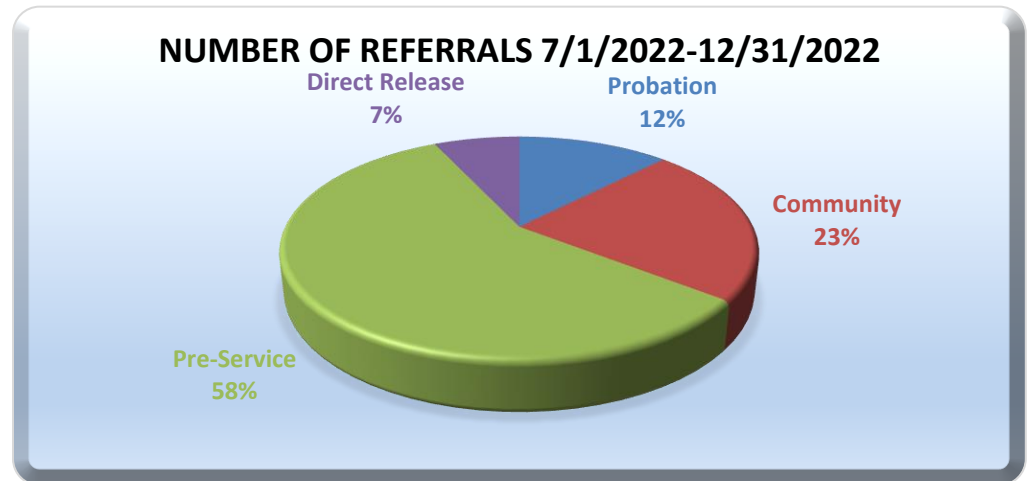
- [YTD Census Summary](#)
- [Timeliness of Admission](#)
- [YTD Discharge Analysis](#)
- [O.D.S](#)
- [Recidivism](#)
- [Vocational Certifications](#)
- [Employment](#)
- [GED Certifications and Education](#)
- [Mentoring](#)
- [Caseload](#)
- [Staff Vacancies](#)

YTD Census Summary

July 1, 2022-December 31, 2022

| Circuit | Target Goals for Census by Circuit | End of December 2022 Census | 1st Quarter ADP (July-September) | 2 nd Quarter ADP (October – December) | ADP YTD (July 1-December 31) |
|---------|------------------------------------|-----------------------------|----------------------------------|--|------------------------------|
| C11 | 38 | 36 | 41.68 | 33.38 | 37.55 |
| C15 | 22 | 19 | 15.79 | 16.27 | 16.04 |
| C16 | 2 | 1 | 1.89 | .72 | 1.30 |
| C17 | 37 | 39 | 32.18 | 34.72 | 33.46 |
| C19 | 19 | 20 | 20.42 | 18.08 | 19.27 |
| C20 | 24 | 23 | 31.82 | 26.28 | 29.21 |
| Totals | 142 | 138 | 143.78 | 129.75 | 136.83 |

| Referral Type | Number of Referrals 7/1/2022-12/31/2022 |
|----------------|---|
| Probation | 46 |
| Community | 86 |
| Pre-Service | 214 |
| Direct Release | 26 |
| Region Total | 372 |



Timeliness of Admissions

July 1, 2022 through December 31, 2022

| Circuit | Intakes Due | Intakes Completed Timely | % Youth Intakes Completed Timely |
|---------------|-------------|--------------------------|----------------------------------|
| 11 | 32 | 31 | 96.88% |
| 15 | 16 | 14 | 87.50% |
| 16 | 0 | 0 | N/A |
| 17 | 39 | 34 | 87.18% |
| 19 | 15 | 12 | 80.00% |
| 20 | 29 | 20 | 68.97% |
| Region Totals | 131 | 111 | 84.73% |

YTD Discharge Analysis

July 1, 2022 – December 31, 2022

| Discharge Classifications YTD by Circuit | | | | | | |
|--|---------|----------------|------------|---|--------|--|
| Circuit | Neutral | Non-Completion | Completion | Determined by 2 nd Placement | Totals | Completion % of Target Completion VS Non completion |
| 11 | 4 | 17 | 28 | 5 | 54 | 62.00% |
| 15 | 3 | 1 | 12 | 9 | 25 | 92.00% |
| 16 | 0 | 0 | 1 | 1 | 2 | 100.00% |
| 17 | 10 | 6 | 20 | 8 | 44 | 77.00% |
| 19 | 2 | 2 | 13 | 9 | 25 | 87.00% |
| 20 | 6 | 12 | 31 | 9 | 58 | 72.00% |
| Total | 25 | 35 | 105 | 44 | 209 | 75.00% |

Success Rate: Youth referred and admitted for services completed the program.
(Completion vs Non-Completion) Minimum Standard 65.00%

Offenses During Service

July 1, 2022 – December 31, 2022

| Circuit | Arrest During Program | Adjudicated | Adjudication Pending | No Recidivism During Services July 1, 2022- December 31, 2022 |
|--------------|-----------------------|-------------|----------------------|---|
| 11 | 5 | 0 | 5 | 100.00% |
| 15 | 6 | 0 | 2 | 100.00% |
| 17 | 9 | 1 | 1 | 97.22% |
| 19 | 9 | 2 | 4 | 90.00% |
| 20 | 13 | 2 | 5 | 95.83% |
| 16 | 1 | 0 | 1 | 100.00% |
| TOTAL | 43 | 5 | 25 | 97.09% |

Offenses During Service: Youth receiving services shall not be arrested for a new violation, and subsequently, adjudicated during services. **Minimum Standard 86.00%**

| Circuit | Successful % | |
|---------------|------------------|---------------|
| 11 | 23 28 | 82.14% |
| 15 | 8 10 | 80.00% |
| 17 | 26 39 | 66.67% |
| 19 | 10 10 | 100.00% |
| 20 | 8 8 | 100.00% |
| 16 | N/A | N/A |
| Totals | 75 95 | 78.95% |

Recidivism: Youth receiving services shall not be arrested for a new violation, and subsequently, adjudicated one (1) year after release from the program. Please Note Direct Release are not included.

Minimum Standard 74.00%

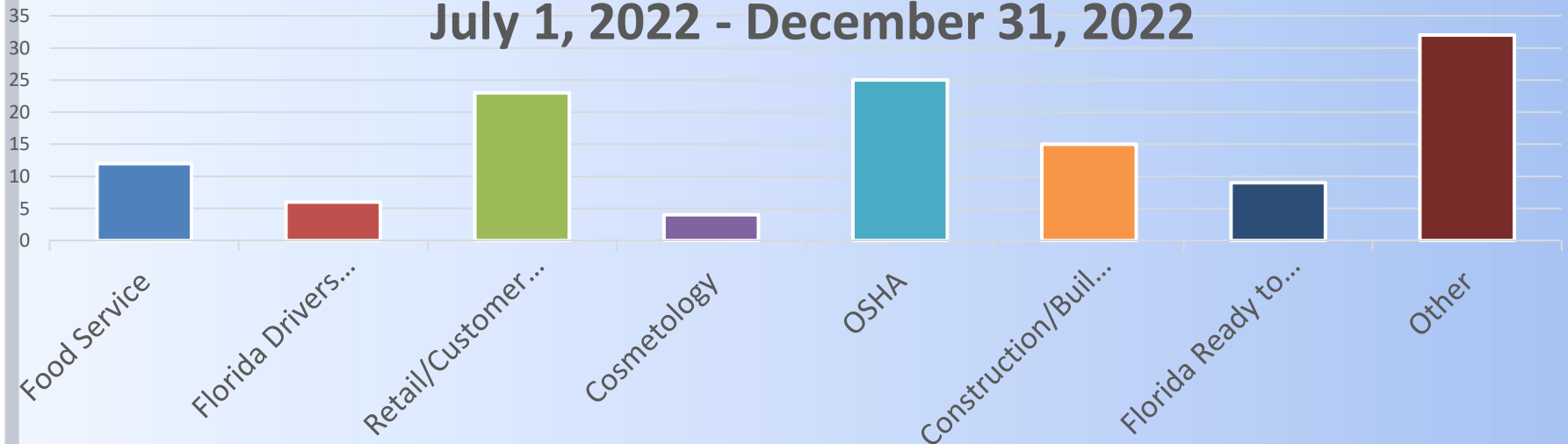
Vocational Certifications

July 1, 2022 – December 31, 2022

| Circuit | Partner | Total Enrolled YTD | Youth Earning Certificates | # of Certs Earned (In the report range) | Certification Success Rate for Successful Completers | |
|--------------|---------|--------------------|----------------------------|---|--|-----------------|
| | | | | | Success Rate | Count |
| 11 | EWD | 81 | 49 | 53 | 100.00% | 27 of 27 |
| 15 | HBI | 31 | 20 | 14 | 100.00% | 10 of 10 |
| 16 | EWD | 3 | 2 | 2 | 100.00% | 1 of 1 |
| 17 | HBI | 61 | 44 | 31 | 100.00% | 17 of 17 |
| 19 | EWD | 34 | 23 | 15 | 87.50% | 7 of 8 |
| 20 | EWD | 38 | 15 | 11 | 77.78% | 14 of 18 |
| TOTAL | | 248 | 153 | 126 | 93.83% | 76 of 81 |

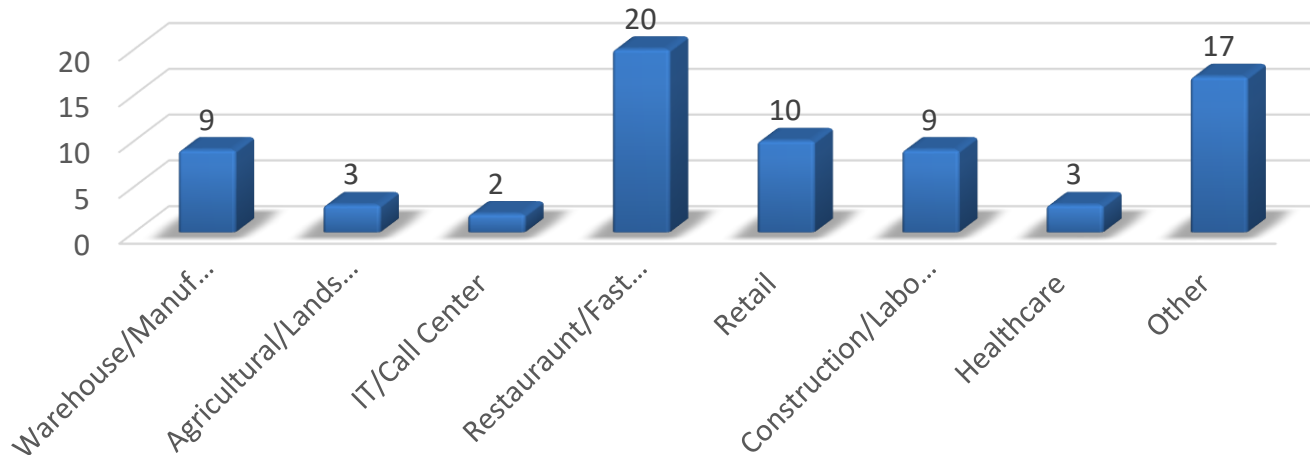
South Region Certifications by Industry

July 1, 2022 - December 31, 2022



| Circuit | Partner | Total Enrolled YTD | Placed in Report Range | Employment Success Rate for Successful Completers Matched with Employment | |
|---------|---------|--------------------|------------------------|---|----------|
| 11 | EWD | 57 | 19 | 100.00% | 12 of 12 |
| 15 | HBI | 30 | 11 | 100.00% | 7 of 7 |
| 16 | Eckerd | 2 | 2 | 100.00% | 1 of 1 |
| 17 | HBI | 51 | 20 | 100.00% | 11 of 11 |
| 19 | EWD | 13 | 4 | 60.00% | 3 of 5 |
| 20 | EWD | 22 | 6 | 83.33% | 10 of 12 |
| TOTAL | | 176 | 62 | 91.67% | 44 of 48 |

Employment Placements by Industry



Education Enrollment As of December 31, 2022

| Circuit | Currently Enrolled | GED Prep Enrollment | Skills Remediation | Pupil Progression | Tutoring | Post Secondary Education | Credit Recovery |
|-----------------|--------------------|---------------------|--------------------|-------------------|----------|--------------------------|-----------------|
| 11 | 31 | 1 | 16 | 11 | 0 | 3 | 0 |
| 15 | 12 | 4 | 1 | 2 | 0 | 5 | 0 |
| 16 | 1 | 0 | 0 | 1 | 0 | 0 | 0 |
| 17 | 17 | 6 | 5 | 5 | 0 | 0 | 1 |
| 19 | 17 | 2 | 1 | 12 | 0 | 2 | 0 |
| 20 | 12 | 0 | 1 | 11 | 0 | 0 | 0 |
| Regional Totals | 90 | 13 | 28 | 42 | 0 | 6 | 1 |

GED Tests Passed & Math/Reading Gains July 1, 2022 – December 31, 2022

| Circuit | GED /Diplomas Earned | GED Tests Passed RLA YTD | GED Tests Passed Math YTD | GED Tests Passed Science YTD | GED Tests Passed SS YTD | Math Gains YTD | Reading Gains YTD |
|-----------------|----------------------|--------------------------|---------------------------|------------------------------|-------------------------|----------------|-------------------|
| 11 | 1 | 0 | 1 | 0 | 0 | 2 | 2 |
| 15 | 0 | 1 | 0 | 0 | 0 | 0 | 1 |
| 16 | N/A | 0 | 0 | 0 | 0 | 0 | 0 |
| 17 | 0 | 0 | 0 | 0 | 0 | 1 | 1 |
| 19 | 0 | 0 | 0 | 1 | 1 | 2 | 2 |
| 20 | 2 | 1 | 2 | 2 | 2 | 3 | 6 |
| Regional Totals | 3 | 2 | 3 | 3 | 3 | 8 | 12 |

Probation Outcomes

July 1, 2022- December 31, 2022

| Probation Census by Circuit | Probation Admissions YTD | Employment Placements | Vocational Certifications Earned | Completion YTD | Unsuccessful Completion YTD | Neutral Completion | Determined by 2 nd Placement |
|-----------------------------|--------------------------|-----------------------|----------------------------------|----------------|-----------------------------|--------------------|---|
| C11 | 17 | 2 | 4 | 4 | 4 | 1 | 1 |
| C15 | 0 | 0 | 0 | 0 | 0 | 0 | 0 |
| C16 | 2 | 1 | 1 | 1 | 0 | 0 | 1 |
| C17 | 3 | 0 | 0 | 0 | 0 | 1 | 0 |
| C19 | 11 | 0 | 2 | 2 | 1 | 1 | 1 |
| C20 | 13 | 3 | 5 | 8 | 1 | 0 | 0 |
| Totals | 46 | 6 | 12 | 15 | 6 | 3 | 3 |

| Circuit | Total Served | Matched | Total Served – (Matched % Minus Refusals) |
|---------|--------------|---------|--|
| C11 | 88 | 47 | 100.00% |
| C15 | 39 | 25 | 100.00% |
| C16 | 3 | 1 | 100.00% |
| C17 | 77 | 32 | 100.00% |
| C19 | 44 | 25 | 100.00% |
| C20 | 79 | 37 | 100.00% |
| | 331 | 167 | 100.00% |

| Circuit | | Transition Coordinator | Community Caseload |
|---------|---|--------------------------------------|--------------------|
| 1 | 11 (Miami/ Dade) | Harbour, Nancy Garcia, Sarah | 21 15 |
| 2 | 15 (Palm Beach) | McNish, Vanessa | 19 |
| 3 | 16 (Monroe) | Malcolm, Oshane | 1 |
| 4 | 17 (Broward) | Leno, Christopher Malcolm, Oshane | 20 19 |
| 5 | 19 (Martin) | Mills, Thernell | 20 |
| 6 | 20 (Lee/Hendry/Glades/Collier/Charlotte) | Evan, Cassandra | 23 |
| | | TOTAL | 138 |

| Budgeted Position | Circuits | Name | Date of Hire | Date of Vacancy | # of Days Vacant | Comments |
|------------------------------------|-----------------------|--------|--------------|-----------------|------------------|----------------------|
| Transition Support Specialist (FT) | 19 Fort Pierce | Vacant | Pending | 08/23/2022 | 100 | Offer Pending |
| Transition Support Specialist(FT) | 11 Miami (FT) | Vacant | Pending | 5/26/2022 | 189 | Background Screening |
| Transition Support Specialist (FT) | 20 Fort Myers (FT) | Vacant | Pending | 4/1/2022 | 244 | Offer Pending |
| | | | | | | |