



**Eckerd**  
CONNECTS™

**PROJECT  
BRIDGE**

**South Region  
February 7, 2019**

Host : Claudia Laos, Transition Director

Number: 1-855-244-8681

Code: 74443241

**[Eckerd.org/ProjectBridge](http://Eckerd.org/ProjectBridge)**

- [Performance Outputs](#)
- [Performance Outcomes](#)
- [Census Summary](#)
- [YTD Census Summary](#)
- [YTD Discharge Analysis](#)
- [Timeliness of Admission](#)
- [Assessments](#)
- [Vocational Certifications](#)
- [Employment](#)
- [GED Certifications](#)
- [Skills Remediation](#)
- [Caseload](#)
- [Mentoring, 16-21](#)
- [Mentoring, 11-15](#)
- [Staff Vacancies](#)
- [Partner Staff Vacancies](#)

# Performance Outcomes

## July 1, 2018 – January 31, 2019

	Output Measure	Numerator /	/ Denominator	Performance	Minimum Standard	Goal Achieved?
1	If referral is made while in residential commitment facility, youths shall be admitted to the program, with services beginning in four (4) business days.	<b>132</b>	140	<b>94.29%</b>	95.00%	<b>NO</b>
2	Youths referred for services shall be admitted to the program, and have service begin within five (5) business days, if the referral was made after the youth's release from commitment.	<b>76</b>	78	<b>97.44%</b>	95.00%	<b>YES</b>
3	Youths referred to receive vocational certification, complete the class and are certified. <b>HBI</b>	<b>27</b>	27	<b>100.00%</b>	85.00%	<b>YES</b>
4	Youths referred to receive vocational certification, complete the class and are certified. <b>Eckerd Kids Workforce</b>	<b>49</b>	49	<b>100.00%</b>	85.00%	<b>YES</b>
5	Youths admitted for services, shall successfully complete the goals that were identified in the Service Plan. <b>(Blue: Successful vs. All Discharges)</b> <b>(Green: Successful vs. Non-Successful)</b>	<b>130</b>	170	<b>76.47%</b>	85.00%	<b>NO</b>
		<b>130</b>	130	<b>100.00%</b>	85.00%	<b>YES</b>
6	Youths successfully completing the program, shall be matched with a Pro-Social Supportive Adult.	<b>55</b>	56	<b>98.21%</b>	80.00%	<b>YES</b>

# Performance Outcomes

## July 1, 2018 – January 31, 2019

	Outcome Measure	Numerator /	/ Denominator	Performance	Minimum Standard	Goal Achieved?
1	Youth receiving services shall not be arrested for a new violation, and subsequently, adjudicated during services.	<b>233</b>	233	<b>100.00%</b>	75.00%	<b>YES</b>
2	Youth receiving services shall not be arrested for a new violation, and subsequently, adjudicated one (1) year after release from the program.	<b>125</b>	147	<b>85.03%</b>	85.00%	<b>YES</b>
3	Youth completing vocational certification classes will be matched with employment.	<b>74</b>	75	<b>98.67%</b>	80.00%	<b>YES</b>
4	Youth receiving GED preparation classes will obtain a GED.	<b>6</b>	6	<b>100.00%</b>	80.00%	<b>YES</b>

Circuit	<i>Contract Census</i>	Admissions	Discharges	Beginning Census	Ending Census
<b>11</b> (Miami-Dade)	<b>38</b>	<b>17</b>	<b>9</b>	<b>39</b>	<b>48</b>
<b>15</b> (Palm Beach)	<b>22</b>	<b>3</b>	<b>6</b>	<b>28</b>	<b>25</b>
<b>16</b> (Monroe)	<b>2</b>	<b>0</b>	<b>0</b>	<b>1</b>	<b>1</b>
<b>17</b> (Broward)	<b>37</b>	<b>11</b>	<b>6</b>	<b>22</b>	<b>26</b>
<b>19</b> (Martin)	<b>19</b>	<b>5</b>	<b>7</b>	<b>25</b>	<b>23</b>
<b>20</b> (Lee)	<b>24</b>	<b>11</b>	<b>17</b>	<b>23</b>	<b>17</b>
<b>TOTAL</b>	<b>142</b>	<b>47</b>	<b>45</b>	138	<b>140</b>

# YTD Census Summary

## July 1, 2018 – January 31, 2019

	Circuit	Contract Census	Admissions	Discharges	Total Served (Unduplicated)
1	<b>11</b> (Miami-Dade)	<b>38</b>	<b>96</b>	<b>84</b>	<b>127</b>
2	<b>15</b> (Palm Beach)	<b>22</b>	<b>60</b>	<b>54</b>	<b>78</b>
3	<b>16</b> (Monroe)	<b>2</b>	<b>1</b>	<b>0</b>	<b>1</b>
4	<b>17</b> (Broward)	<b>37</b>	<b>72</b>	<b>74</b>	<b>97</b>
5	<b>19</b> (Martin)	<b>19</b>	<b>50</b>	<b>45</b>	<b>66</b>
6	<b>20</b> (Lee)	<b>24</b>	<b>55</b>	<b>59</b>	<b>70</b>
7	<b>TOTAL</b>	<b>142</b>	<b>336</b>	<b>318</b>	<b>441</b>

# YTD Discharge Analysis

## July 1, 2018– January 31, 2019

Circuit	Administrative Discharges					Early Termination		Full-Term Discharge		TOTALS
	Inactive Status (MH-SA-Medical- Detention-Jail- Travel)	Moved Out of Jurisdiction	Program Terminated- Inappropriate Placement- Referral Withdrawn	Program Terminated- Inappropriate Placement- Referral Withdrawn by JPO	Unable to Locate for Intake- Refused Services	Jurisdiction Lost	Terminated- Court Order	Non- Completion Referred, Back to Court / DJJ	Program Successfully Completed	
<b>11 (Miami-Dade)</b>	3	1	0	18	24	0	0	0	37	83
<b>15 (Palm Beach)</b>	10	0	0	15	12	0	0	0	17	54
<b>17 (Broward)</b>	14	2	0	16	18	0	0	0	24	74
<b>19 (Indian River)</b>	7	0	0	6	2	1	0	0	28	44
<b>20 (Lee)</b>	6	0	1	15	12	1	0	0	24	59
<b>TOTAL</b>	<b>40</b>	<b>3</b>	<b>1</b>	<b>72</b>	<b>68</b>	<b>2</b>	<b>0</b>	<b>0</b>	<b>130</b>	<b>316</b>

# Timeliness of Admission

## July 1, 2018 – January 31, 2019

Circuit	Youth Admitted During the Month	Admissions Completed Timely During the Month	% of Youth Admitted Timely for the Month	Youth referred for services shall be admitted to the program with services beginning (4) business days if referral is while in residential commitment facility. (PRE-SERVICE)		Youth referred for services shall be admitted to the program and have services begin within (5) business days if the referral was made after the youth was released from the commitment facility. (COMMUNITY)	
Circuit 11	64	63	98.44%	97.50%	39 of 40	100.00%	24 of 24
Circuit 15	39	37	94.87%	96.00%	24 of 25	92.86%	13 of 14
Circuit 16	2	1	50.00%	100.00%	1 of 1	0.00%	0 of 1
Circuit 17	43	40	93.02%	89.29%	25 of 28	100.00%	15 of 15
Circuit 19	38	37	97.37%	96.67%	29 of 30	100.00%	8 of 8
Circuit 20	33	30	90.91%	87.50%	14 of 16	94.12%	16 of 17
Totals:	218	208	95.41%	94.29%	132 of 140	97.44%	76 of 78



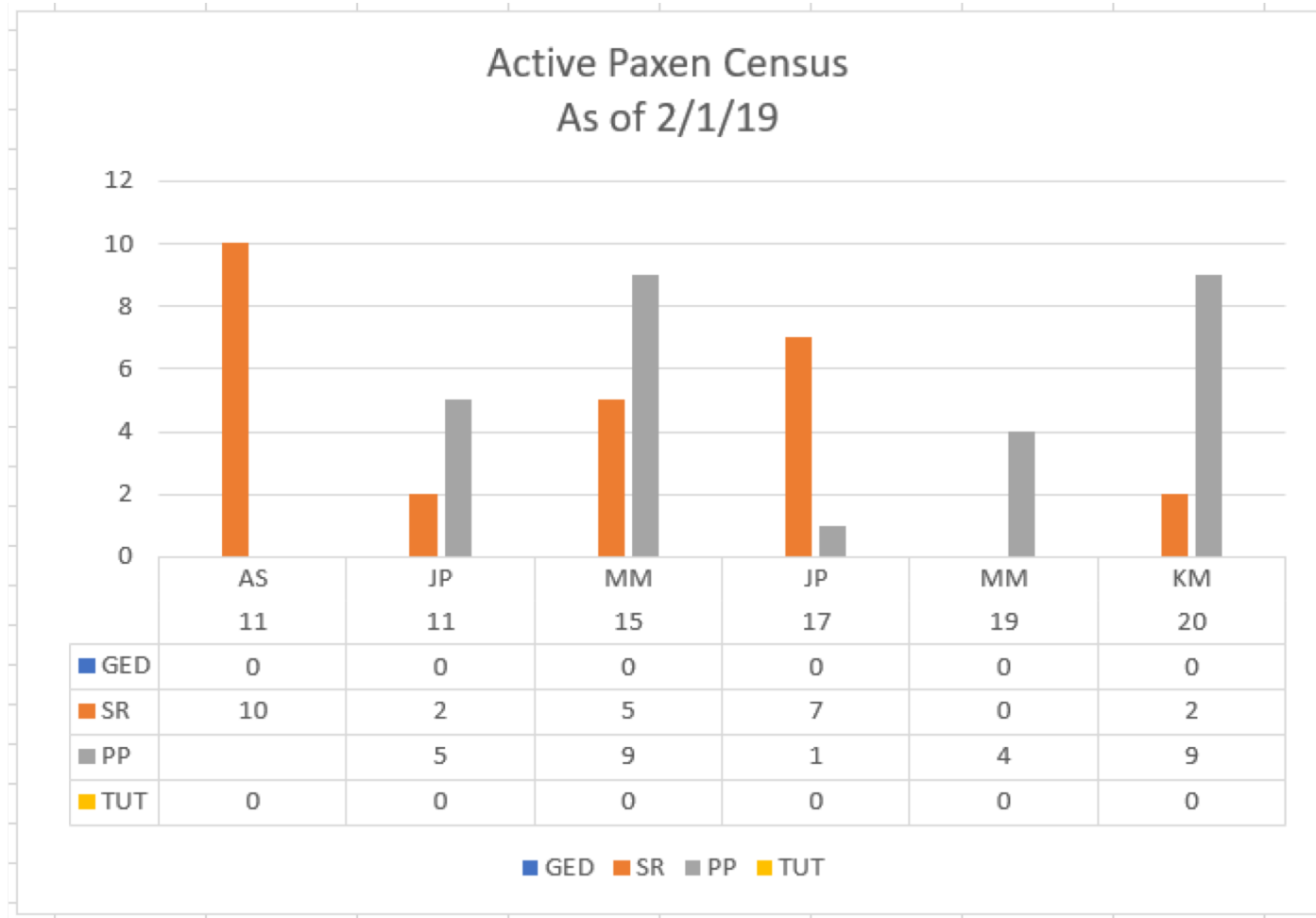
# Vocational Certifications

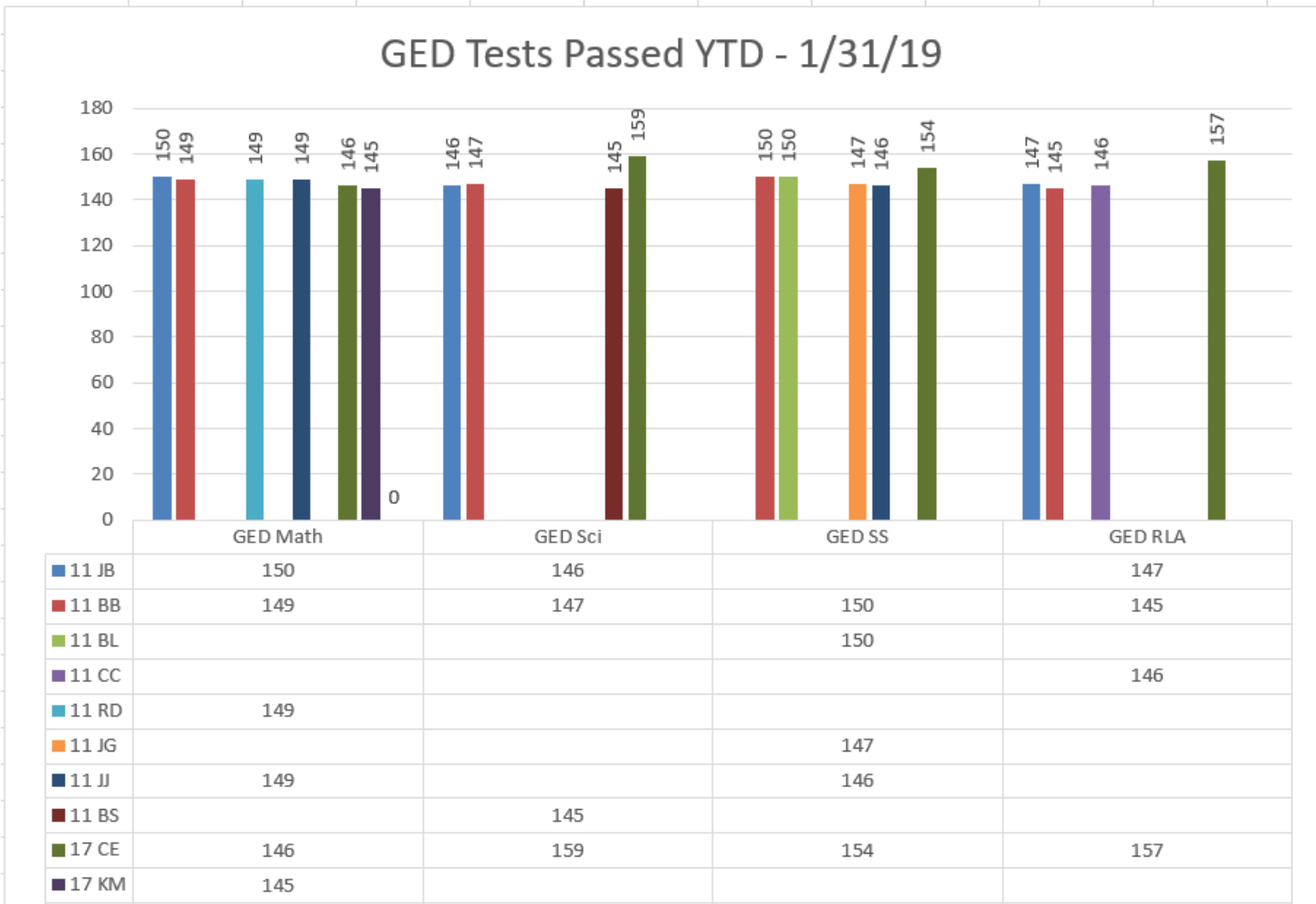
## July 1, 2018-January 31, 2019

Circuit	Partner	Currently Enrolled in Vocational - Employability Training	***NEW*** Total Vocational Certificates Issued Since 1/18/2019	Total YTD Vocational Certificates Issued	Total YTD Certificates Issued(Successfully Discharged)	Total YTD Vocational Certificate Training (Successfully Discharged)	Success Rate
<b>11</b> <b>(Miami-Dade)</b>	<b>EWD</b>	<b>30</b>	<b>0</b>	<b>33</b>	<b>28</b>	<b>28</b>	<b>100.00%</b>
<b>15</b> <b>(Palm Beach)</b>	<b>HBI</b>	<b>14</b>	<b>2</b>	<b>12</b>	<b>7</b>	<b>7</b>	<b>100.00%</b>
<b>17</b> <b>(Broward)</b>	<b>HBI</b>	<b>20</b>	<b>1</b>	<b>28</b>	<b>18</b>	<b>18</b>	<b>100.00%</b>
<b>19</b> <b>(Okeechobee)</b>	<b>EWD</b>	<b>15</b>	<b>0</b>	<b>8</b>	<b>6</b>	<b>6</b>	<b>100.00%</b>
<b>20</b> <b>(Charlotte)</b>	<b>EWD</b>	<b>10</b>	<b>1</b>	<b>16</b>	<b>13</b>	<b>13</b>	<b>100.00%</b>
<b>TOTAL</b>		<b>89</b>	<b>4</b>	<b>97</b>	<b>72</b>	<b>72</b>	<b>100.00%</b>

		All Youth Served			Successful Discharges		
Circuit	Partner	Vocational Certificates Issued	***NEW*** Employed Youth Since 1/18/2019	All Youth Matched With Employment	Certified Youth	Certified Youth Matched with Employment	Success Rate
<b>11</b> <b>(Miami-Dade)</b>	<b>EWD</b>	<b>33</b>	<b>0</b>	<b>50</b>	<b>29</b>	<b>29</b>	<b>100.00%</b>
<b>15</b> <b>(Palm Beach)</b>	<b>HBI</b>	<b>12</b>	<b>3</b>	<b>16</b>	<b>7</b>	<b>6</b>	<b>85.71%</b>
<b>17</b> <b>(Broward)</b>	<b>HBI</b>	<b>28</b>	<b>4</b>	<b>34</b>	<b>20</b>	<b>20</b>	<b>100.00%</b>
<b>19</b> <b>(Okeechobee)</b>	<b>EWD</b>	<b>8</b>	<b>0</b>	<b>10</b>	<b>6</b>	<b>6</b>	<b>100.00%</b>
<b>20</b> <b>(Charlotte)</b>	<b>EWD</b>	<b>16</b>	<b>1</b>	<b>25</b>	<b>13</b>	<b>13</b>	<b>100.00%</b>
<b>TOTAL</b>		<b>97</b>	<b>8</b>	<b>137</b>	<b>75</b>	<b>74</b>	<b>98.67%</b>

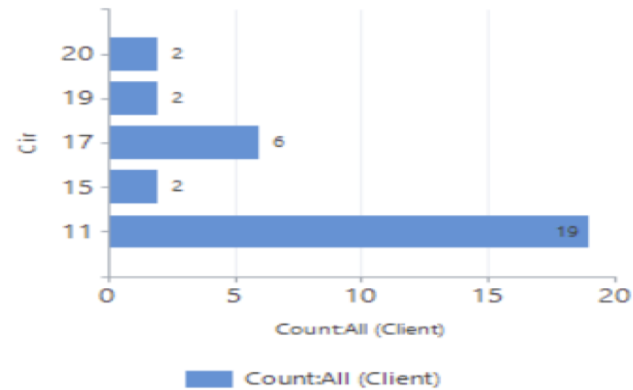
# Current Education Enrollments





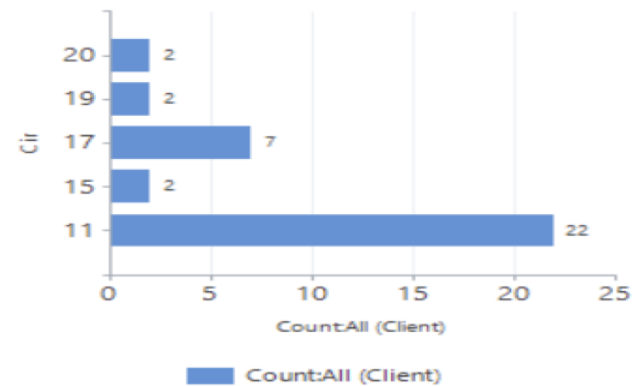
### Education - YTD Reading Gainers

Education Gains



### Education - YTD Math Gainers

Education Gains



Circuit		Transition Coordinator	Community Caseload
1	11 (Miami/ Dade)	Juliette Garraway McIntyre, Harold Leno, Chris	21 15 14
2	15 (Palm Beach)	Bostick, Aquanett	26
3	16 (Monroe)	Malcolm, Oshane	1
4	17 (Broward)	Leno, Christopher Malcolm, Oshane	7 19
5	19 (Martin)	Mills, Thernell	22
6	20 (Lee)	Mican Reid	20
		TOTAL	145

<b>Circuit 11</b>								
16-21	Active Youths:	48	Ref. Mentor:	9	18.75%	W / Mentor:	21	62.50%
	C11 Active Youths:	48	Ref. Mentor:	9	18.75%	W / Mentor:	21	62.50%
<b>Circuit 15</b>								
11-15	Active Youths:	3	Ref. Mentor:	1	33.33%	W / Mentor:	1	66.67%
16-21	Active Youths:	19	Ref. Mentor:	8	42.11%	W / Mentor:	7	78.95%
	C15 Active Youths:	22	Ref. Mentor:	9	40.91%	W / Mentor:	8	77.27%
<b>Circuit 16</b>								
16-21	Active Youths:	1	Ref. Mentor:	1	100.00%	W / Mentor:	0	100.00%
	C16 Active Youths:	1	Ref. Mentor:	1	100.00%	W / Mentor:	0	100.00%
<b>Circuit 17</b>								
16-21	Active Youths:	25	Ref. Mentor:	9	36.00%	W / Mentor:	9	72.00%
	C17 Active Youths:	25	Ref. Mentor:	9	36.00%	W / Mentor:	9	72.00%
<b>Circuit 19</b>								
11-15	Active Youths:	3	Ref. Mentor:	0	0.00%	W / Mentor:	3	100.00%
16-21	Active Youths:	17	Ref. Mentor:	5	29.41%	W / Mentor:	10	88.24%
	C19 Active Youths:	20	Ref. Mentor:	5	25.00%	W / Mentor:	13	90.00%
<b>Circuit 20</b>								
11-15	Active Youths:	1	Ref. Mentor:	1	100.00%	W / Mentor:	0	100.00%
16-21	Active Youths:	16	Ref. Mentor:	5	31.25%	W / Mentor:	5	62.50%
	C20 Active Youths:	17	Ref. Mentor:	6	35.29%	W / Mentor:	5	64.71%
TOTAL	Active Youths:	133	Ref. Mentor:	39	29.32%	W / Mentor:	56	71.43%

Budgeted Position	Circuits	Name	Date of Hire	Date of Vacancy	# of Days Vacant	Comments
Transition Support Specialist (PT)	20 (Charlotte, Collier, Glades, Hendry, Lee) PT	Vacant	Pending	6/1/18	180+	Added Position to Support Mentoring
Transition Support Specialist	20 (Charlotte, Collier, Glades, Hendry, Lee)	Vacant	Pending	12/1/18	60	Position Vacated by Promotion
Transition Support Specialist	C19 (St. Lucie, Okeechobee, Martin, Indian River)	Vacant	Pending	12/3/18	58	Position Vacated by Mr. Thomas
Transition Support Specialist (PT)	Circuit 15	Vacant	Pending	11/1/18	90	Added Position/Additional Slots Amendment
Career Services Coordinator	20 (Charlotte, Collier, Glades, Hendry, Lee)	Vacant	Pending	12/17/18	13	Position transfer from CSC M. Reid
Transition Coordinator	Circuit 11	Vacant	Pending	11/1/18	90	Reopened for Interviews