



**PROJECT
BRIDGE**

**Central Region
May 3, 2018**

Host : Laurie Stern: Transition Director

Number: 1-855-244-8681

Code: 94223328

Eckerd.org/ProjectBridge

- [Performance Outputs](#)
- [Performance Outcomes](#)
- [Census Summary](#)
- [YTD Census Summary](#)
- [YTD Discharge Analysis](#)
- [Timeliness of Admission](#)
- [Assessments](#)
- [Vocational Certifications](#)
- [Employment](#)
- [Education Enrollment](#)
- [GED Attainment](#)
- [Reading and Math Gains](#)
- [Caseload](#)
- [Mentoring, 16-21](#)
- [Mentoring, 11-15](#)
- [Staff Vacancies](#)

	Output Measure	Numerator /	/ Denominator	Performance	Minimum Standard	Goal Achieved?
1	If referral is made while in residential commitment facility, youths shall be admitted to the program, with services beginning in four (4) business days.	150	153	98.04%	95.00%	YES
2	Youths referred for services shall be admitted to the program, and have service begin within five (5) business days, if the referral was made after the youth's release from commitment.	106	106	100.00%	95.00%	YES
3	Youths referred to receive vocational certification, complete the class and are certified. HBI	40	40	100.00%	85.00%	YES
4	Youths referred to receive vocational certification, complete the class and are certified. Eckerd Kids Workforce	67	67	100.00%	85.00%	YES
5	Youths admitted for services, shall successfully complete the goals that were identified in the Service Plan. (Blue: Successful vs. All Discharges) (Green: Successful vs. Non-Successful)	214	245	87.35%	85.00%	YES
		214	214	100.00%	85.00%	YES
6	Youths successfully completing the program, shall be matched with a Pro-Social Supportive Adult.	126	135	93.33%	80.00%	YES

	Outcome Measure	Numerator /	/ Denominator	Performance	Minimum Standard	Goal Achieved?
1	Youth receiving services shall not be arrested for a new violation, and subsequently, adjudicated during services.	333	333	100.00%	75.00%	YES
2	Youth receiving services shall not be arrested for a new violation, and subsequently, adjudicated one (1) year after release from the program.	197	236	83.47%	85.00%	NO
3	Youth completing vocational certification classes will be matched with employment.	107	107	100.00%	80.00%	YES
4	Youth receiving GED preparation classes will obtain a GED.	6	6	100.00%	80.00%	YES

Circuit	<i>Contract Census</i>	Admissions	Discharges	Beginning Census	Ending Census
06 (Pasco, Pinellas)	21	78	72	21	27
09 (Orange, Osceola)	40	125	120	31	40
10 (Polk, Hardee, Highlands)	23	85	83	25	30
12 (Manatee, Palmetto, Sarasota)	18	60	67	17	12
13 (Hillsborough)	22	59	59	16	19
18 (Brevard)	13	51	47	9	13
TOTAL	137	458	448	119	141

	Circuit	Contract Census	Admissions	Discharges	Total Served (Unduplicated)
1	06 (Pasco, Pinellas)	21	78	72	96
2	09 (Orange, Osceola)	40	125	120	147
3	10 (Polk, Hardee, Highlands)	23	85	83	106
4	12 (Manatee, Palmetto, Sarasota)	18	60	67	76
5	13 (Hillsborough)	22	59	59	73
6	18 (Brevard)	13	51	47	58
7	TOTAL	137	458	448	556

YTD Discharge Analysis

July 1, 2017 – May 1, 2018

Circuit	Administrative Discharges					Early Termination		Full-Term Discharge		TOTALS	
	Inactive Status (MH-SA-Medical-Detention-Jail-Travel)	Moved Out of Jurisdiction	Program Terminated, Inappropriate Placement, or Referral Withdrawn	Program Terminated-Inappropriate Placement-Referral Withdrawn by JPO	Unable to Locate for Intake-Refused Services	Jurisdiction Lost	Terminated-Court Order	Non-Completion, Referred Back to Court/DJJ	Program Successfully Completed		
1	6 (Pasco)	2	0	8	8	13	0	0	0	41	72
2	9 (Osceola)	10	0	5	24	37	0	0	0	43	119
3	10 (Polk)	7	1	7	9	23	2	0	0	34	83
4	12 (Manatee)	5	0	5	12	9	0	0	0	36	67
11 5	13 (Hillsborough)	4	0	2	8	6	0	0	0	39	59
6	18 (Brevard)	3	0	3	9	11	0	0	0	21	47
7	TOTAL	31	1	30	70	99	2	0	0	214	447

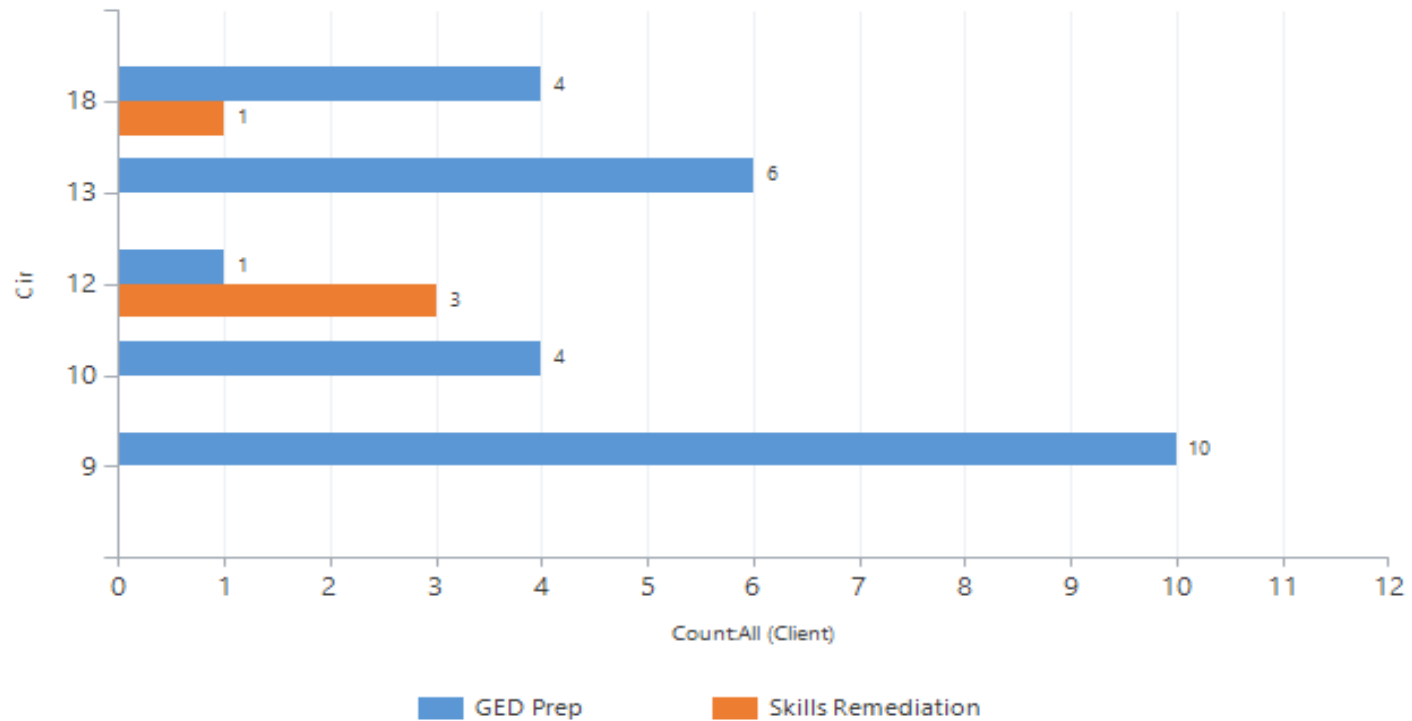
	Circuit	Number of Intakes	Number of Timely Intakes	Percentage of Timely Intakes
1	6 (Pasco, Pinellas)	38	34	89.47%
2	9 (Orange, Osceola)	69	66	95.65%
3	10 (Hardee, Highlands, Polk)	50	44	88.00%
4	12 (DeSoto, Manatee, Sarasota)	42	41	97.62%
5	13 (Hillsborough)	27	23	85.19%
6	18 (Brevard)	28	26	92.86%
7	TOTAL	254	234	92.13%

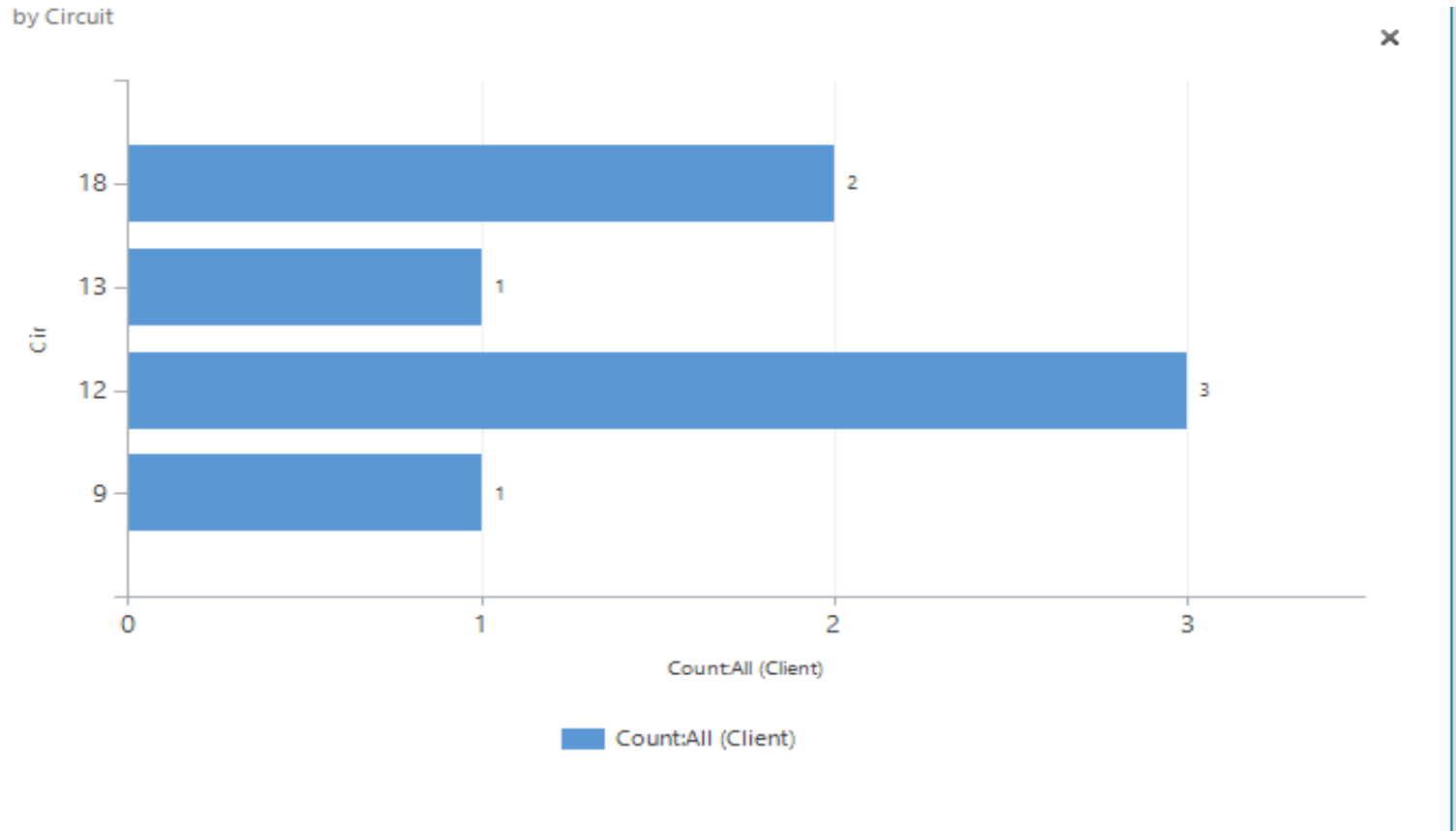
	Circuit	Number of Assessments	Number of Timely Assessments	Percentage of Timely Assessments
1	6 (Pasco, Pinellas)	108	106	98.15%
2	9 (Orange, Osceola)	80	80	100.00%
3	10 (Hardee, Highlands, Polk)	102	100	98.04%
5	12 (DeSoto, Manatee, Sarasota)	86	86	100.00%
5	13 (Hillsborough)	72	70	97.22%
6	18 (Brevard)	60	60	100.00%
7	TOTAL	508	502	98.82%

	Circuit	Partner	Currently Enrolled in Vocational- Employability Skills Training	Total YTD Vocational Certificates Issued	Total YTD Certificates Issued (Successfully Discharged)	Total YTD Vocational Certificate Training (Successfully Discharged)	Success Rate
1	6 (Pasco)	HBI	22	42	27	27	100.00%
2	9 (Orange)	HBI	28	27	13	13	100.00%
3	10 (Polk)	Eckerd Kids Workforce	7	9	9	9	100.00%
4	12 (Manatee)	Eckerd Kids Workforce	9	32	26	26	100.00%
5	13 (Hillsborough)	Eckerd Kids Workforce	12	28	22	22	100.00%
6	18 (Brevard)	Eckerd Kids Workforce	8	11	10	9	90.00%
7	TOTAL		86	149	107	106	99.07%

	Circuit	Partner	All Youth Served			Successful Discharges		
			Vocational Certificates Issued	Employed Youth Since 4/18/2018 NEW	All Youth Matched With Employment	Certified Youth	Certified Youth Matched With Employment	Success Rate
1	6 (Pasco)	HBI	44	1	50	34	33	97.06%
2	9 (Orange)	HBI	30	1	36	16	16	100.00%
3	10 (Polk)	Eckerd Kids Workforce	12	0	12	9	9	100.00%
4	12 (Sarasota)	Eckerd Kids Workforce	35	3	43	31	31	100.00%
5	13 (Hillsborough)	Eckerd Kids Workforce	34	0	38	26	25	96.15%
6	18 (Brevard)	Eckerd Kids Workforce	16	0	25	13	13	100.00%
7	TOTAL		171	5	204	129	127	98.45%

Current Education Enrollment

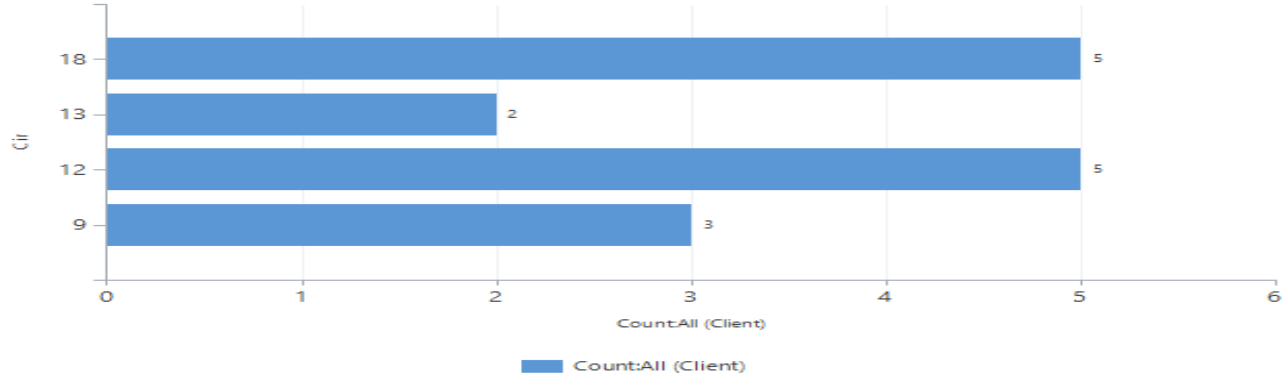




Education Gains

Education - YTD Reading Gainers

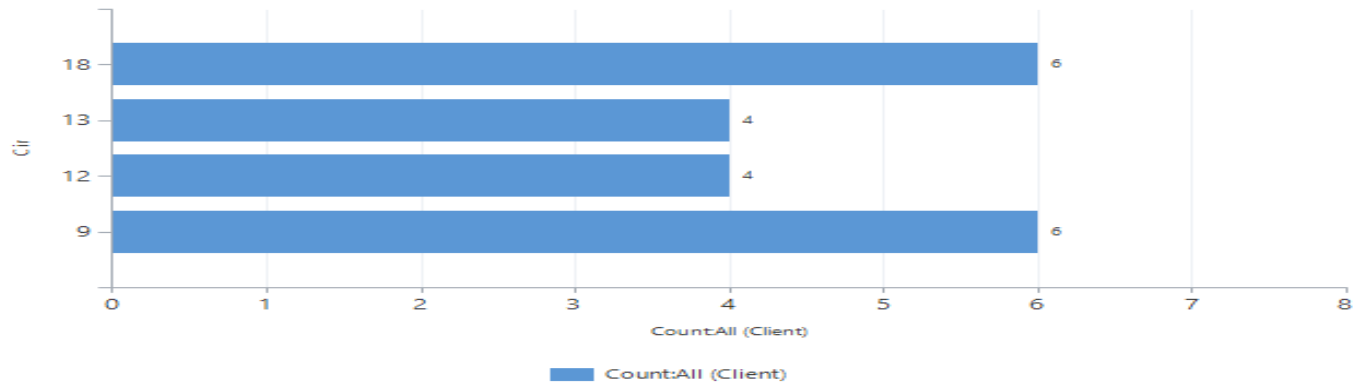
X



Education Gains

Education - YTD Math Gainers

X



Circuit		Transition Coordinator	Community Caseload
1	6 (Pinellas/ Pasco)	Mouzon, Marvin Alysia Smith	19 8
2	9 (Orange/ Osceola)	Guzman, Melvin	11
	9 (Orange)	Hood, Megan	15
	9 (Orange)	Whitsel, Zachery	14
3	10 (Polk/ Hardee/ Highlands)	Hunt, Lawrence Nicole Sanchez	8 4
	10 (Polk)	James Axson	18
4	12 (Manatee/ Sarasota/ Desoto)	Sanchez, Nicole	12
5	13 (Hillsborough)	Carlo Malolos Alysia Smith	16 3
6	18 (Brevard)	Eubanks, Marileen	13
		TOTAL	141

Circuit	Total Youth	Youth Matched	Percentage
6	20	9	45.00%
9	31	14	46.67%
10	18	7	38.89%
12	8	8	100.00%
13	16	11	68.75%
18	13	4	30.77%
Total	106	53	50.00%

Circuit	Total Youth	Youth Matched	Percentage
6	1	1	100.00%
9	0	0	n/a
10	5	5	100.00%
12	3	3	100.00%
13	1	1	100.00%
18	0	0	n/a
Total	10	10	100.00%

	Budgeted Position	Circuits	Name	Date of Hire	Date of Vacancy	# of Days Vacant	Status	Comments
1	Transition Director	Central	Laurie Stern	8/1/2013		0	1.00	
2	Program Manager	9,18	Melvin Guzman	12/14/2015		0	1.00	
3	Area Manager	6,,13	Curtis Campogni	11/03/2013		0	1.00	
4	Program Manager	10	Arlis Roberts	8/1/2015		0	1.00	
5	Transition Coordinator	9 (Orange, Osceola)	Bernadine West	5/29/2014		0	1.00	
6	Transition Coordinator	6 (Pasco, Pinellas)	Amanda Jacobson	07/10/2015		0	1.00	
7	Transition Coordinator	6 (Pasco, Pinellas)	Marvin Mouzon	8/1/2013		0	1.00	
8	Transition Coordinator	10 (Hardee, Highlands, Polk)	Lawrence Hunt	11/1/2013		0	1.00	
9	Transition Coordinator	10 (Hardee, Highlands, Polk)	James Axson	6/1/2016		0	1.00	
10	Transition Coordinator	12 (DeSoto, Manatee, Sarasota)	Nicole Sanchez	8/22/2016		0	1.00	
11	Lead Transition Coordinator	13 (Hillsborough)	Alysia Smith	3/14/2014		0	1.00	
12	Transportation Worker	13 (Hillsborough)	Tabitha Shannon	2/28/2017		0	1.00	
13	Transition Coordinator	13 (Hillsborough)	Marileen Eubanks	8/1/2014		0	1.00	
14	Lead Transition Coordinator	9 (Orange, Osceola)	Derrell Hand	01/29/2015		0	1.00	
15	Transportation Support Specialist	9 (Orange, Osceola)	Sheena Hernandez	5/1/2016		0	1.00	
16	Transportation Support Specialist	9 (Orange, Osceola)	Jabour Williams	3/21/2018		0	0.50	
17	Transportation Support Specialist	12 (DeSoto, Manatee, Sarasota)	Shawn Marsh	03/10/2015		0	1.00	
18	Transportation Support Specialist	6 (Pasco, Pinellas)	Matthew Hilaire	11/14/2017		0	1.00	
19	Transportation Support Specialist	10 (Hardee, Highlands, Polk)	Shelby Nam	5/2/2017		0	1.00	
20	Transportation Worker	18 (Brevard, Seminole)	Chelsea Brown	7/24/2017		0	1.00	
21	Administrative Coordinator	All	Emily McCrea	1/24/2018		0	1.00	

	Budgeted Position	Circuits	Name	Date of Hire	Date of Vacancy	# of Days Vacant	Status	Comments30
1	HBI Program Manager	6 (Pasco, Pinellas), 9 (Orange, Osceola)	Howard Smith	3/20/2017		0	1.00	
2	HBI Quality Coordinator	6 and 9	Brittany Kelling	3/12/2014		0	0.50	
3	HBI Career Services Coordinator	6 (Pasco, Pinellas)	Samirra	3/26/2017		0	1.00	
4	HBI Career Services Coordinator	9 (Orange, Osceola)	Crystal Dennis	11/30/2015		0	1.00	
5	HBI Career Services Coordinator	9 (Orange , Osceola)			3/30/2018	0	1.00	
6	HBI Career Services Coordinator	9 (Orange, Osceola)	Lauren Prekop	3/26/2017				
7	Eckerd Connects Career Services Coordinator	10 (Hardee, Highlands, Polk)	Gary Warren	4/9/2018		0	1.00	
8	Eckerd Connects Career Services Coordinator	12 (DeSoto, Manatee, Sarasota)	Hope Cross	4/7/2014		0	1.00	
9	Eckerd Connects Career Services Coordinator	18 (Brevard)	Da'bresha Woods			0	1.00	
10	Eckerd Connects Career Services Coordinator	13 (Hillsborough)	Thaddeus Jenkins	3/24/2014		0	1.00	
11	ECKERD Connects GED Instructor	18 (Brevard, Seminole)	Marilyn Richardson-Pryor	3/6/2017		0	0.50	
12	ECKERD Connects Education Supervisor	Central Region	Patrick Byerly	3/21/2014		0	1.00	
13	ECKERD Connects GED Instructor	9 (Orange, Osceola)	Leanne Sullivan	10/10/2016		0	1.00	
14	ECKERD Connects GED Instructor	13 (Hillsborough)	Victoria Seavey	12/21/2015		0	0.50	
15	ECKERD Connects GED Instructor	12 (DeSoto, Manatee, Sarasota)	Christophe Johnson	3/21/2014		0	0.50	
16	ECKERD Connects GED Instructor	10 (Hardee, Highlands, Polk)	Baron Brown	4/5/2018		0	1.00	