



Eckerd
CONNECTS™

**PROJECT
BRIDGE**

**Central Region
March 8, 2018**

Host : Laurie Stern: Transition Director

Number: 1-855-244-8681

Code: 94223328

Eckerd.org/ProjectBridge

- Performance Outputs
- Performance Outcomes
- Census Summary
- YTD Census Summary
- YTD Discharge Analysis
- Timeliness of Admission
- Assessments
- Vocational Certifications
- Employment
- Education Enrollment
- GED Attainment
- Caseload
- Mentoring, 16-21
- Mentoring, 11-15
- Staff Vacancies
- Partner Staff Vacancies

	Output Measure	Numerator /	/ Denominator	Performance	Minimum Standard	Goal Achieved?
1	If referral is made while in residential commitment facility, youths shall be admitted to the program, with services beginning in four (4) business days.	143	147	97.28%	95.00%	YES
2	Youths referred for services shall be admitted to the program, and have service begin within five (5) business days, if the referral was made after the youth's release from commitment.	96	96	100.00%	95.00%	YES
3	Youths referred to receive vocational certification, complete the class and are certified. HBI	31	31	100.00%	85.00%	YES
4	Youths referred to receive vocational certification, complete the class and are certified. Eckerd Kids Workforce	54	54	100.00%	85.00%	YES
5	Youths admitted for services, shall successfully complete the goals that were identified in the Service Plan. (Blue: Successful vs. All Discharges) (Green: Successful vs. Non-Successful)	176	202	87.13%	85.00%	YES
		176	176	89.01%	85.00%	YES
6	Youths successfully completing the program, shall be matched with a Pro-Social Supportive Adult. (Blue: Matched/ Successful)	108	117	92.31%	80.00%	YES

	Outcome Measure	Numerator /	/ Denominator	Performance	Minimum Standard	Goal Achieved?
1	Youth receiving services shall not be arrested for a new violation, and subsequently, adjudicated during services.	276	276	100.00%	75.00%	YES
2	Youth receiving services shall not be arrested for a new violation, and subsequently, adjudicated one (1) year after release from the program.	145	171	84.80%	85.00%	No
3	Youth completing vocational certification classes will be matched with employment.	85	85	100.00%	80.00%	YES
4	Youth receiving GED preparation classes will obtain a GED.	3	3	100.00%	80.00%	YES

Circuit	<i>Contract Census</i>	Admissions	Discharges	Beginning Census	Ending Census
06 (Pasco, Pinellas)	21	66	64	21	26
09 (Orange, Osceola)	40	107	101	31	41
10 (Polk, Hardee, Highlands)	23	66	66	25	23
12 (Manatee, Palmetto, Sarasota)	18	53	54	17	18
13 (Hillsborough)	22	49	49	16	16
18 (Brevard)	13	49	42	9	15
TOTAL	137	39	376	119	138

	Circuit	Contract Census	Admissions	Discharges	Total Served (Unduplicated)
1	06 (Pasco, Pinellas)	21	66	64	73
2	09 (Orange, Osceola)	40	107	101	130
3	10 (Polk, Hardee, Highlands)	23	66	66	87
4	12 (Manatee, Palmetto, Sarasota)	18	53	54	69
5	13 (Hillsborough)	22	49	49	63
6	18 (Brevard)	13	49	42	56
7	TOTAL	137	39	376	488

YTD Discharge Analysis

July 1, 2017 – March 5, 2018

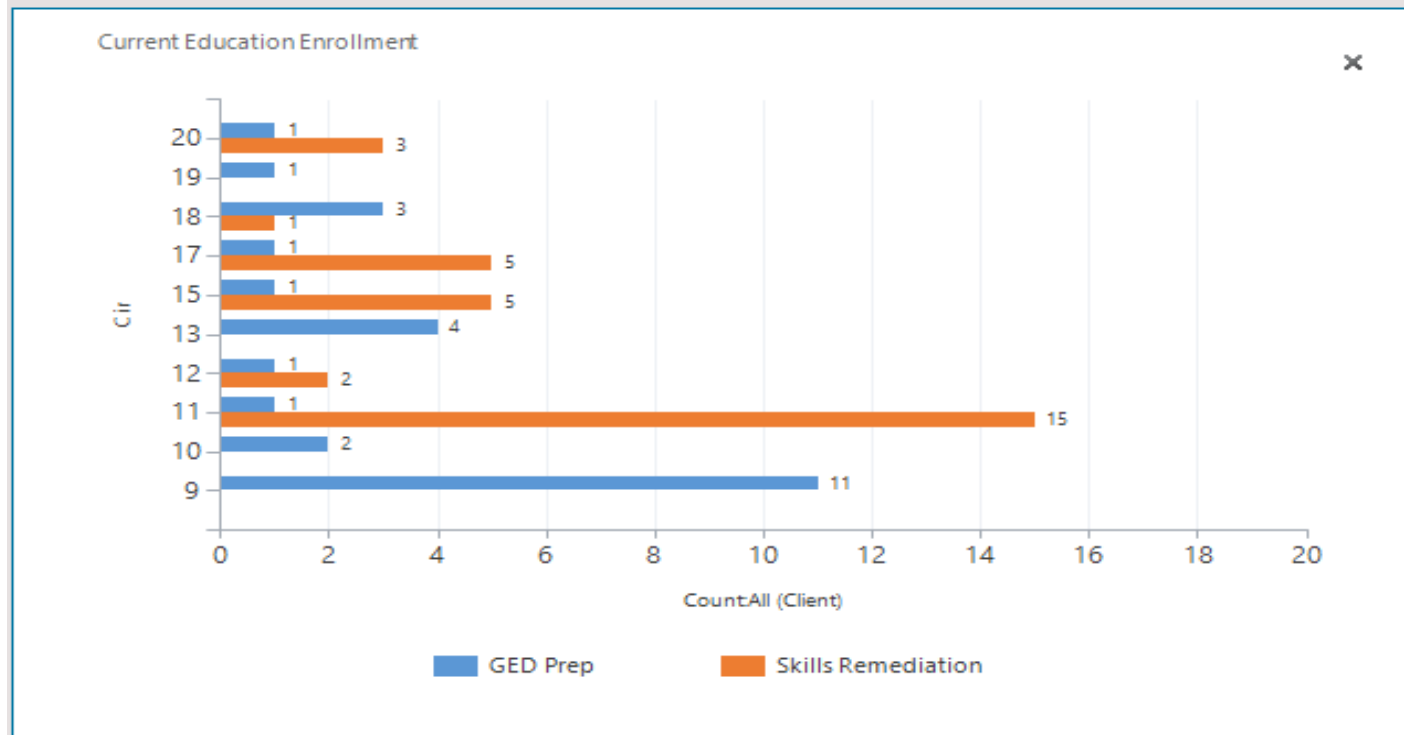
Circuit	Administrative Discharges						Early Termination		Full-Term Discharge		TOTALS
	Inactive Status (MH-SA-Medical-Detention-Jail-Travel)	Moved Out of Jurisdiction	Program Terminated, Inappropriate Placement, or Referral Withdrawn	Program Terminated-Inappropriate Placement-Referral Withdrawn by JPO	Unable to Locate for Intake-Refused Services	Jurisdiction Lost	Terminated-Court Order	Non-Completion, Referred Back to Court/DJJ	Program Successfully Completed		
1	6 (Pasco)	5	0	3	10	11	0	0	0	35	64
2	9 (Osceola)	6	0	2	24	32	0	0	0	36	100
3	10 (Polk)	6	0	3	10	20	0	0	0	27	66
4	12 (Manatee)	4	0	2	13	9	0	0	0	26	54
11 5	13 (Hillsborough)	2	0	1	9	4	0	0	0	33	49
6	18 (Brevard)	3	0	3	10	8	0	0	0	18	42
7	TOTAL	26	0	14	76	84	0	0	0	176	375

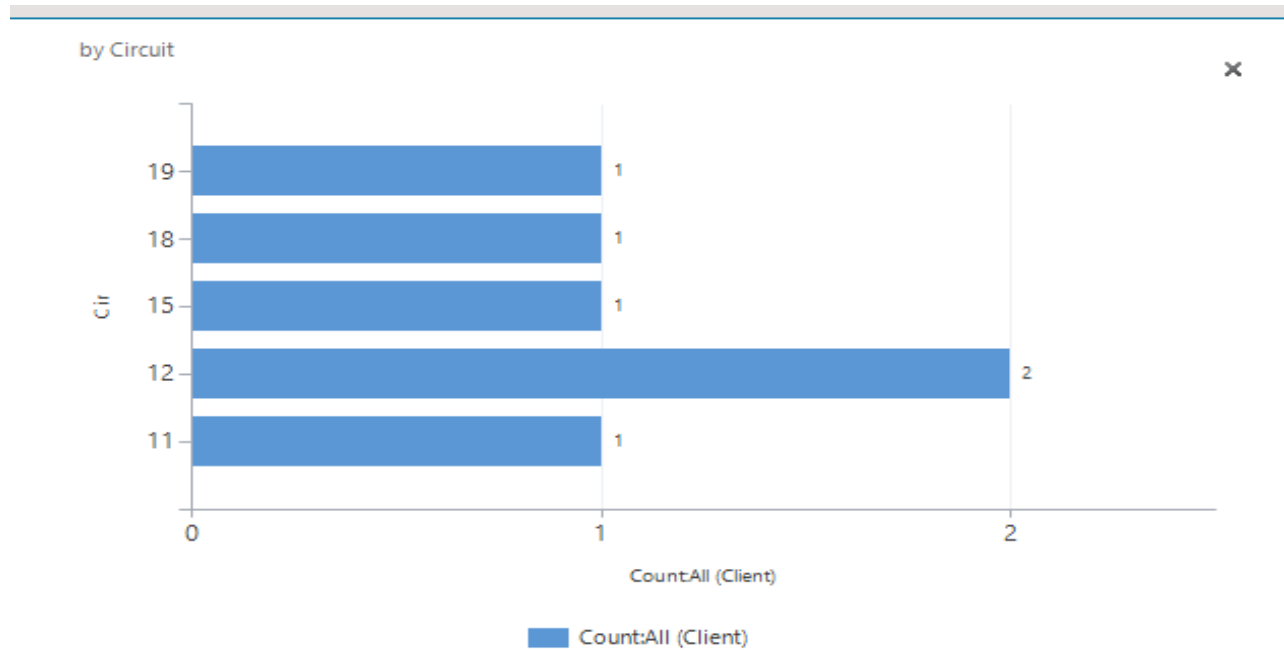
	Circuit	Number of Intakes	Number of Timely Intakes	Percentage of Timely Intakes
1	6 (Pasco, Pinellas)	37	36	97.30%
2	9 (Orange, Osceola)	61	61	100.00%
3	10 (Hardee, Highlands, Polk)	38	35	92.11%
4	12 (DeSoto, Manatee, Sarasota)	33	33	100.00%
5	13 (Hillsborough)	16	16	100.00%
6	18 (Brevard, Seminole)	29	29	100.00%
7	TOTAL	214	209	97.66%

	Circuit	Number of Assessments	Number of Timely Assessments	Percentage of Timely Assessments
1	6 (Pasco, Pinellas)	92	90	97.83%
2	9 (Orange, Osceola)	76	76	100.00%
3	10 (Hardee, Highlands, Polk)	84	82	97.62%
5	12 (DeSoto, Manatee, Sarasota)	76	76	100.00%
5	13 (Hillsborough)	58	56	96.55%
6	18 (Brevard, Seminole)	44	44	100.00%
7	TOTAL	430	424	98.60%

	Circuit	Partner	Currently Enrolled in Vocational- Employability Skills Training	Total YTD Vocational Certificates Issued	Total YTD Certificates Issued (Successfully Discharged)	Total YTD Vocational Certificate Training (Successfully Discharged)	Success Rate
1	6 (Pasco)	HBI	22	30	21	21	100.00%
2	9 (Orange)	HBI	25	15	10	10	100.00%
3	10 (Polk)	Eckerd Kids Workforce	5	7	8	8	100.00%
4	12 (Manatee)	Eckerd Kids Workforce	10	29	21	21	100.00%
5	13 (Hillsborough)	Eckerd Kids Workforce	9	22	19	19	100.00%
6	18 (Brevard)	Eckerd Kids Workforce	5	8	6	6	100.00%
7	TOTAL		76	111	85	85	100.00%

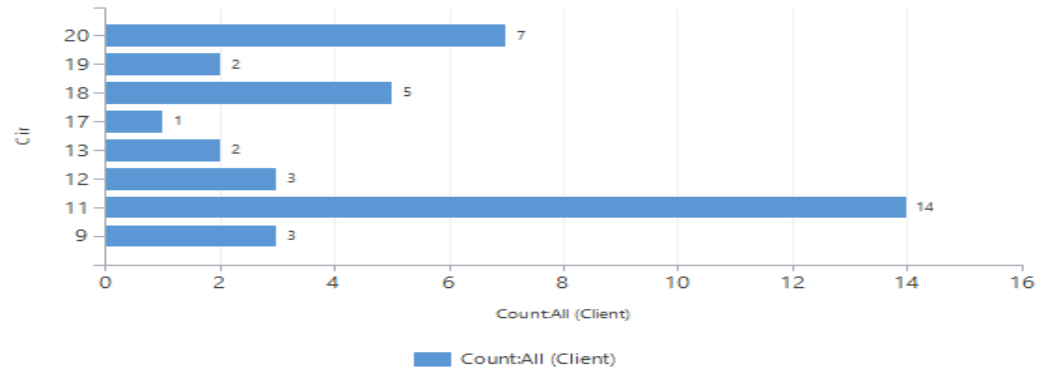
	Circuit	Partner	All Youth Served			Successful Discharges		
			Vocational Certificates Issued	Employed Youth Since 02/22/2018 NEW	All Youth Matched With Employment	Certified Youth	Certified Youth Matched With Employment	Success Rate
1	6 (Pasco)	HBI	30	2	33	21	21	100.00%
2	9 (Orange)	HBI	15	0	15	10	10	100.00%
3	10 (Polk)	Eckerd Kids Workforce	7	0	10	8	8	100.00%
4	12 (Sarasota)	Eckerd Kids Workforce	29	1	33	21	21	100.00%
5	13 (Hillsborough)	Eckerd Kids Workforce	22	1	28	19	18	94.74%
6	18 (Brevard)	Eckerd Kids Workforce	8	1	17	6	6	100.00%
7	TOTAL		111	5	136	85	84	98.82%





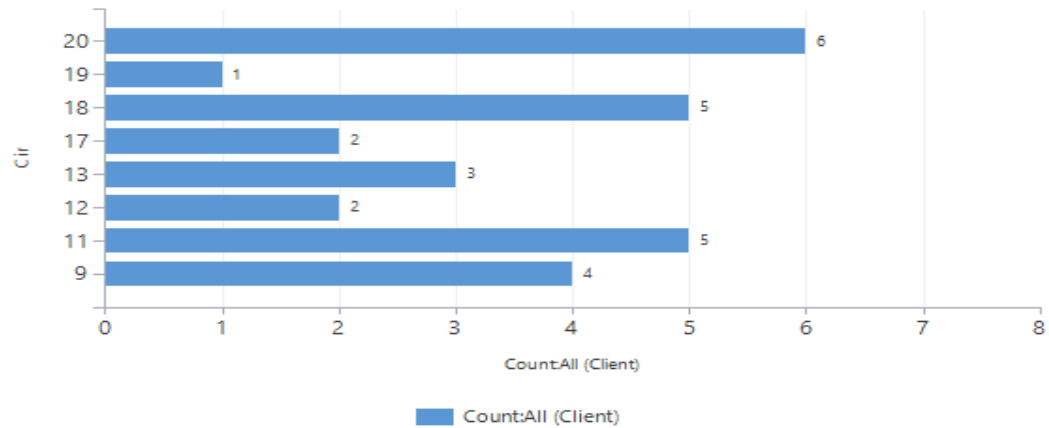
Education Gains

Education - YTD Reading Gainers



Education Gains

Education - YTD Math Gainers



Circuit		Transition Coordinator	Community Caseload
1	6 (Pinellas/ Pasco)	Mouzon, Marvin	17
		Alysia Smith	6
		Curtis Campogni	2
2	9 (Orange/ Osceola)	Hand, Derrell	13
	9 (Orange)	Hood, Megan	11
3	9 (Orange)	Whitsel, Zachery	13
		Axson, James	3
3	10 (Polk/ Hardee/ Highlands)	Hunt, Lawrence	16
	10 (Polk)	James Axson	8
4	12 (Manatee/ Sarasota/ Desoto)	Sanchez, Nicole	18
5	13 (Hillsborough)	Carlo Malolos	14
		Alysia Smith	1
6	18 (Brevard)	Eubanks, Marileen	15
		TOTAL	137

Circuit	Total Youth	Youth Matched	Percentage
6	23	9	36.00%
9	33	17	43.59%
10	11	7	46.67%
12	11	10	90.91%
13	13	11	84.62%
18	13	5	33.33%
Total	104	59	56.73%

Circuit	Total Youth	Youth Matched	Percentage
6	1	1	100.00%
9	0	0	n/a
10	5	5	100.00%
12	5	5	100.00%
13	3	2	84.62%
18	0	0	n/a
Total	14	13	92.86%

	Budgeted Position	Circuits	Name	Date of Hire	Date of Vacancy	# of Days Vacant	Status	Comments
1	Transition Director	Central	Laurie Stern	8/1/2013		0	1.00	
2	Program Manager	9,10,18	Melvin Guzman	12/14/2015		0	1.00	
3	Area Manager	6,,13	Curtis Campogni	11/03/2013		0	1.00	
4	Transition Coordinator	9 (Orange, Osceola)	Bernadine West	5/29/2014		0	1.00	
5	Transition Coordinator	6 (Pasco, Pinellas)	Amanda Jacobson	07/10/2015		0	1.00	
6	Transition Coordinator	6 (Pasco, Pinellas)	Marvin Mouzon	8/1/2013		0	1.00	
7	Transition Coordinator	10 (Hardee, Highlands, Polk)	Lawrence Hunt	11/1/2013		0	1.00	
8	Transition Coordinator	12 (DeSoto, Manatee, Sarasota)	Nicole Sanchez	8/22/2016		0	1.00	
9	Transition Coordinator	13 (Hillsborough)	Alysia Smith	3/14/2014		0	1.00	
10	Transportation Worker	13 (Hillsborough)	Tabitha Shannon	2/28/2017		0	1.00	
11	Transition Coordinator	13 (Hillsborough)	Marileen Eubanks	8/1/2014		0	1.00	
	Transition Coordinator	9 (Orange, Osceola)	Derrell Hand	01/29/2015		0	1.00	
12	Transportation Worker	9 (Orange, Osceola)	Sheena Hernandez	5/1/20116		0	1.00	
13	Transportation Worker	12 (DeSoto, Manatee, Sarasota)	Shawn Marsh	03/10/2015		0	1.00	
14	Transportation Worker	6 (Pasco, Pinellas)	Matthew Hilaire	11/14/2017		0	1.00	
15	Transportation Worker	10 (Hardee, Highlands, Polk)	Shelby Nam	5/2/2017		0	1.00	
16	Transportation Worker	18 (Brevard, Seminole)	Chelsea Brown	7/24/2017		0	1.00	
17	Administrative Coordinator	ALL	Emily McCrea	1/24/2018		0	1.00	

	Budgeted Position	Circuits	Name	Date of Hire	Date of Vacancy	# of Days Vacant	Status	Comments30
1	Eckerd Kids Program Manager	10 (Hardee, Highlands, Polk)	Arlis Roberts	8/1/2015		0	0.50	
2	HBI Program Manager	6 (Pasco, Pinellas), 9 (Orange, Osceola)	Howard Smith	3/20/2017		0	1.00	
3	HBI Quality Coordinator	6 and 9	Brittany Kelling	3/12/2014		0	0.50	
4	HBI Career Services Coordinator	6 (Pasco, Pinellas)			1/31/2018	0	1.00	
5	HBI Career Services Coordinator	9 (Orange, Osceola)	Crystal Dennis	11/30/2015		0	1.00	
6	HBI Vocational Trainer	9 (Orange , Osceola)	Michael Cleveland			0	1.00	
7	Eckerd Kids Workforce Career Services Coordinator	10 (Hardee, Highlands, Polk)	James Axson	6/1/2016		0	1.00	
8	Eckerd Kids Workforce Career Services Coordinator	12 (DeSoto, Manatee, Sarasota)	Hope Cross	4/7/2014		0	1.00	
9	Eckerd Kids Workforce Career Services Coordinator	13 (Hillsborough)	Thaddeus Jenkins	3/24/2014		0	1.00	
10	ECKERD Kids GED Instructor	18 (Brevard, Seminole)	Marilyn Richardson-Pryor	3/6/2017		0	0.50	
11	ECKERD Kids GED Instructor & Education Coordinator	9 (Orange, Osceola)	Patrick Byerly	3/21/2014		0	1.00	
12	ECKERD Kids GED Instructor	10 (Hardee, Highlands, Polk)	Leanne Sullivan	10/10/2016		0	1.00	
13	ECKERD Kids GED Instructor	13 (Hillsborough)	Victoria Seavey	12/21/2015		0	0.50	
14	ECKERD Kids GED Instructor	12 (DeSoto, Manatee, Sarasota)	Christophe Johnson	3/21/2014		0	0.50	