



Eckerd
CONNECTS™

**PROJECT
BRIDGE**

**Central Region
July 12, 2018**

Host : Laurie Stern: Transition Director

Number: 1-855-244-8681

Code: 94223328

Eckerd.org/ProjectBridge

- [Performance Outputs](#)
- [Performance Outcomes](#)
- [Census Summary](#)
- [YTD Census Summary](#)
- [YTD Discharge Analysis](#)
- [Timeliness of Admission](#)
- [Assessments](#)
- [Vocational Certifications](#)
- [Employment](#)
- [Education Enrollment](#)
- [GED Attainment](#)
- [Reading and Math Gains](#)
- [Caseload](#)
- [Mentoring, 16-21](#)
- [Mentoring, 11-15](#)
- [Staff Vacancies](#)

	Output Measure	Numerator /	/ Denominator	Performance	Minimum Standard	Goal Achieved?
1	If referral is made while in residential commitment facility, youths shall be admitted to the program, with services beginning in four (4) business days.	164	166	98.80%	95.00%	YES
2	Youths referred for services shall be admitted to the program, and have service begin within five (5) business days, if the referral was made after the youth's release from commitment.	110	112	98.21%	95.00%	YES
3	Youths referred to receive vocational certification, complete the class and are certified. HBI	54	54	100.00%	85.00%	YES
4	Youths referred to receive vocational certification, complete the class and are certified. Eckerd Connects Workforce	85	85	100.00%	85.00%	YES
5	Youths admitted for services, shall successfully complete the goals that were identified in the Service Plan. (Blue: Successful vs. All Discharges) (Green: Successful vs. Non-Successful)	262	299	87.63%	85.00%	YES
		262	262	100.00	85.00%	YES
6	Youths successfully completing the program, shall be matched with a Pro-Social Supportive Adult.	154	154	100.00%	80.00%	YES

	Outcome Measure	Numerator /	/ Denominator	Performance	Minimum Standard	Goal Achieved?
1	Youth receiving services shall not be arrested for a new violation, and subsequently, adjudicated during services.	406	406	100.00%	75.00%	YES
2	Youth receiving services shall not be arrested for a new violation, and subsequently, adjudicated one (1) year after release from the program.	224	269	83.27%	85.00%	NO
3	Youth completing vocational certification classes will be matched with employment.	139	139	100.00%	80.00%	YES
4	Youth receiving GED preparation classes will obtain a GED.	7	7	100.00%	80.00%	YES

Circuit	<i>Contract Census</i>	Admissions	Discharges	Beginning Census	Ending Census
06 (Pasco, Pinellas)	21	95	93	21	24
09 (Orange, Osceola)	40	142	137	31	40
10 (Polk, Hardee, Highlands)	33	113	102	25	39
12 (Manatee, Palmetto, Sarasota)	18	65	72	17	10
13 (Hillsborough)	22	67	68	16	17
18 (Brevard)	13	62	59	9	11
TOTAL	147	544	531	119	141

	Circuit	Contract Census	Admissions	Discharges	Total Served (Unduplicated)
1	06 (Pasco, Pinellas)	21	95	93	113
2	09 (Orange, Osceola)	40	142	137	164
3	10 (Polk, Hardee, Highlands)	33	113	102	134
4	12 (Manatee, Palmetto, Sarasota)	18	65	72	81
5	13 (Hillsborough)	22	67	68	81
6	18 (Brevard)	13	62	59	69
7	TOTAL	147	544	531	642

YTD Discharge Analysis July 1, 2017 – June 30, 2018

Circuit	Administrative Discharges					Early Termination		Full-Term Discharge		TOTALS
	Inactive Status (MH-SA-Medical-Detention-Jail-Travel)	Moved Out of Jurisdiction	Program Terminated, Inappropriate Placement, or Referral Withdrawn	Program Terminated-Inappropriate Placement-Referral Withdrawn by JPO	Unable to Locate for Intake-Refused Services	Jurisdiction Lost	Terminated-Court Order	Non-Completion, Referred Back to Court/DJJ	Program Successfully Completed	
1 6 (Pasco, Pinellas)	7	3	12	8	12	0	0	0	51	93
2 9 (Orange, Osceola)	10	0	7	23	43	1	0	0	52	136
3 10 (Hardee, Highlands, Polk)	7	2	16	8	24	1	0	0	44	102
4 12 (DeSoto, Manatee, Sarasota)	4	0	5	12	9	0	0	0	42	72
11 5 13 (Hillsborough)	5	0	5	7	7	0	0	0	44	68
6 18 (Brevard)	4	0	6	8	12	0	0	0	29	59
7 TOTAL	37	5	51	66	107	2	0	0	262	530

	Circuit	Number of Intakes	Number of Timely Intakes	Percentage of Timely Intakes
1	6 (Pasco, Pinellas)	42	41	97.62%
2	9 (Orange, Osceola)	61	61	100.00%
3	10 (Hardee, Highlands, Polk)	54	52	96.30%
4	12 (DeSoto, Manatee, Sarasota)	36	36	100.00%
5	13 (Hillsborough)	26	25	96.15%
6	18 (Brevard)	28	28	100.00%
7	TOTAL	247	243	98.38%

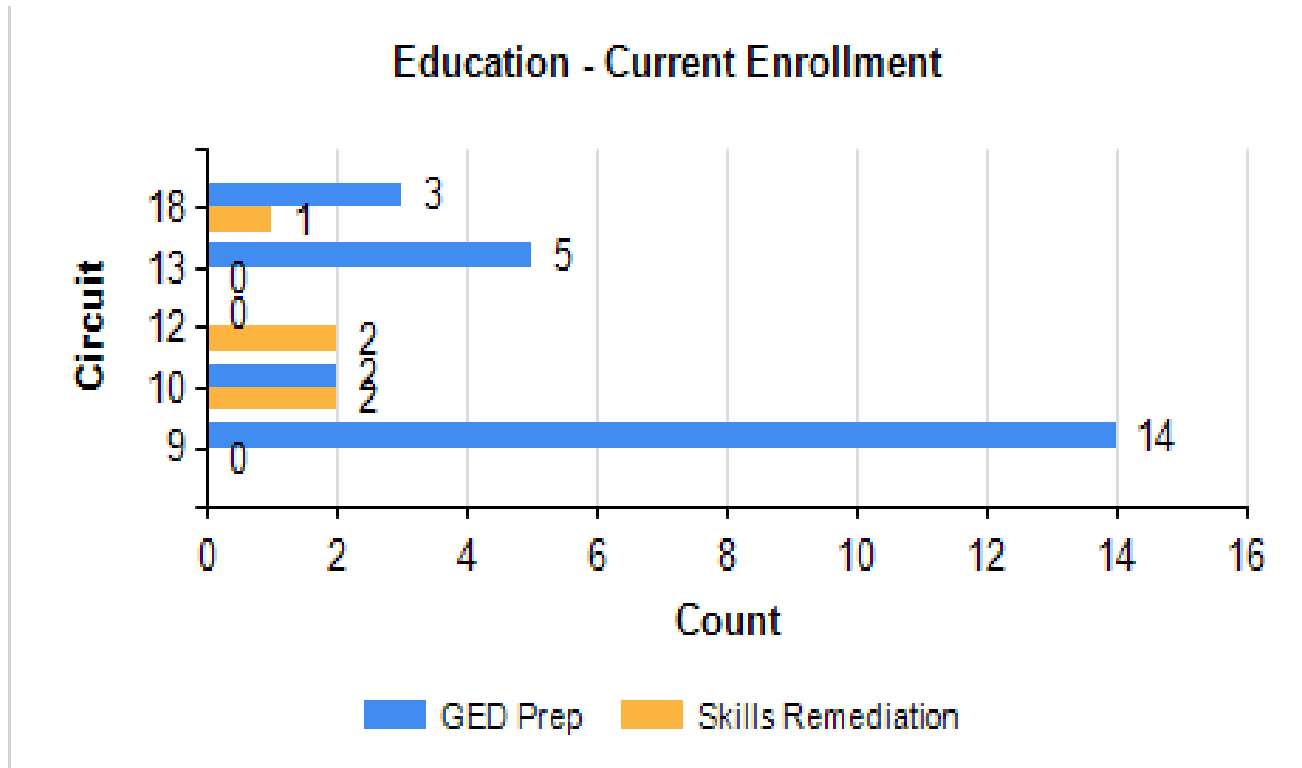
Timeliness of Assessments

July 1, 2017 – June 30, 2018

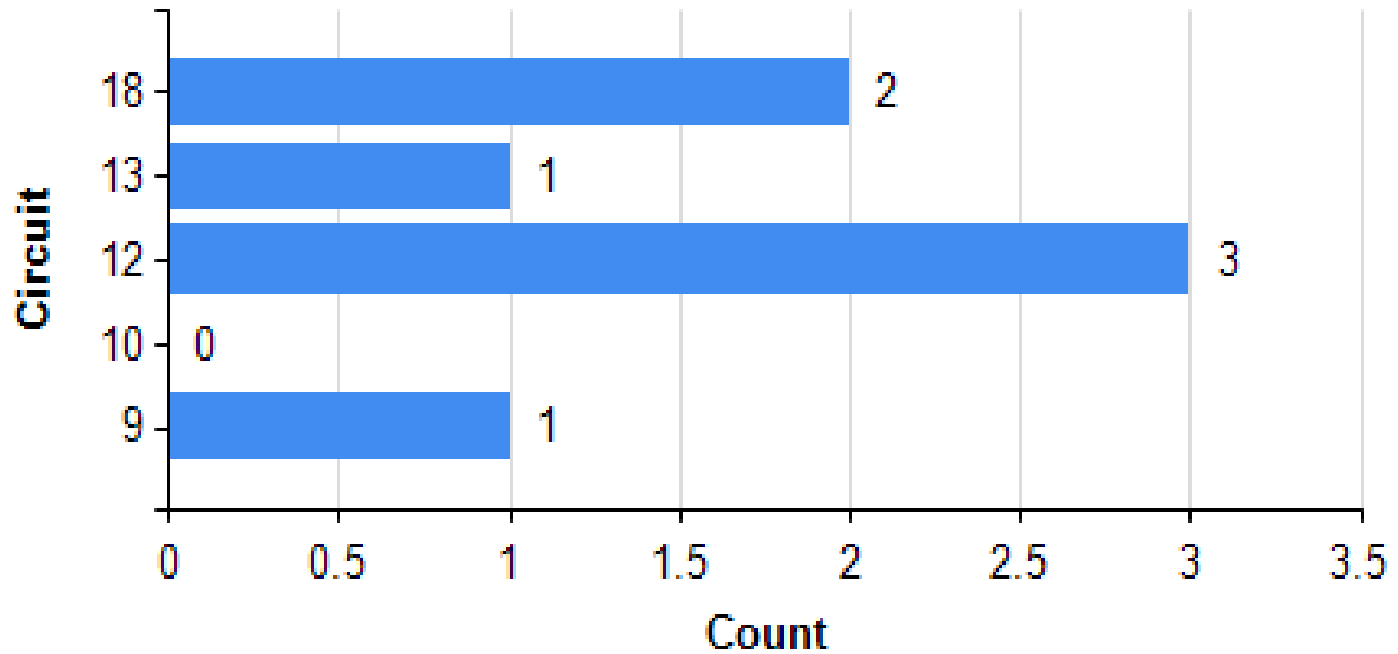
	Circuit	Number of Assessments	Number of Timely Assessments	Percentage of Timely Assessments
1	6 (Pasco, Pinellas)	131	128	97.71%
2	9 (Orange, Osceola)	82	82	100.00%
3	10 (Hardee, Highlands, Polk)	126	126	100.00%
5	12 (DeSoto, Manatee, Sarasota)	94	94	100.00%
5	13 (Hillsborough)	92	90	97.83%
6	18 (Brevard)	64	64	100.00%
7	TOTAL	589	584	99.15%

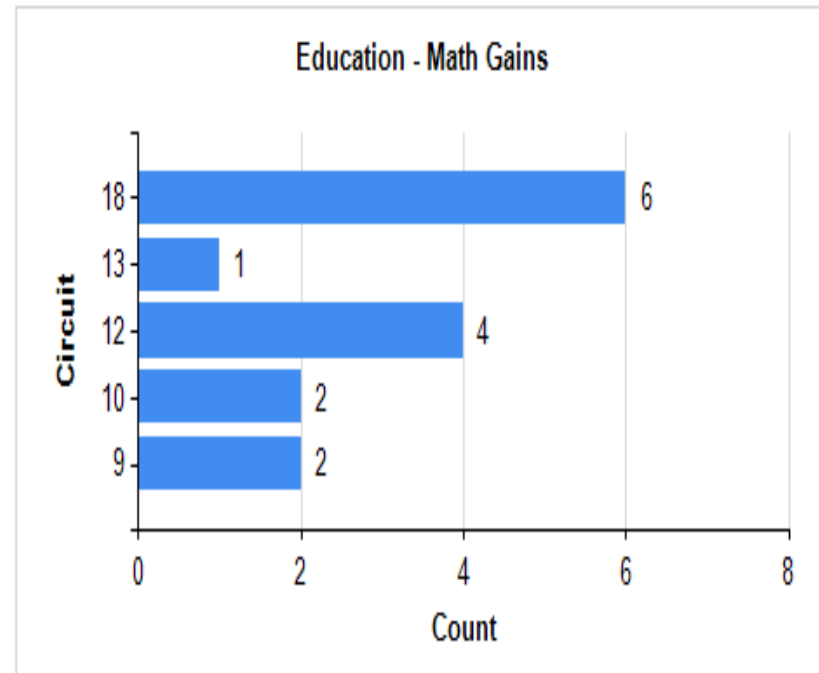
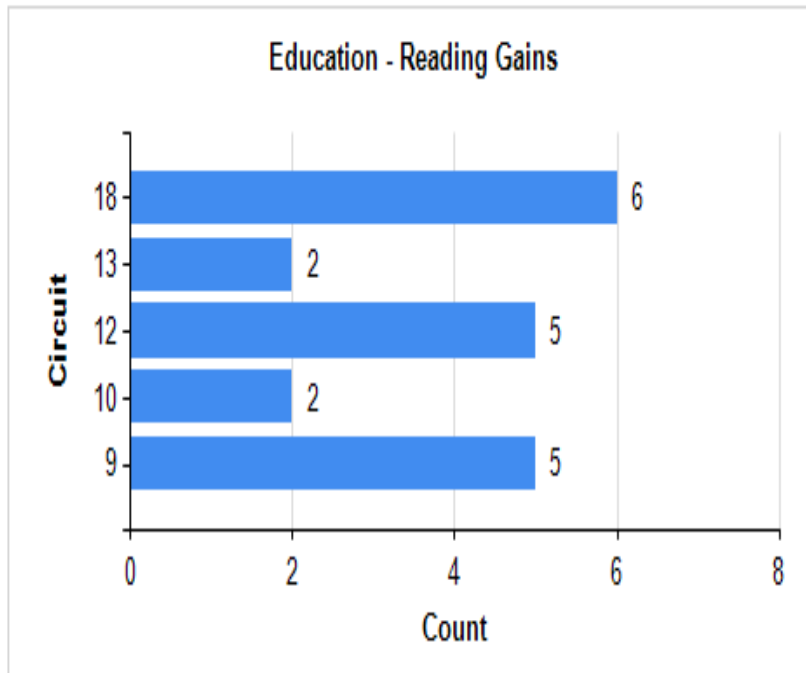
	Circuit	Partner	Currently Enrolled in Vocational- Employability Skills Training	Total YTD Vocational Certificates Issued	Total YTD Certificates Issued (Successfully Discharged)	Total YTD Vocational Certificate Training (Successfully Discharged)	Success Rate
1	6 (Pasco, Pinellas)	HBI	15	44	35	35	100.00%
2	9 (Orange, Osceola)	HBI	27	34	20	20	100.00%
3	10 (Hardee, Highlands, Polk)	Eckerd Connects Workforce	15	11	11	11	100.00%
4	12 (DeSoto, Manatee, Sarasota)	Eckerd Connects Workforce	5	36	31	31	100.00%
5	13 (Hillsborough)	Eckerd Connects Workforce	13	32	25	25	100.00%
6	18 (Brevard)	Eckerd Connects Workforce	5	18	17	17	100.00%
7	TOTAL		80	175	139	139	100.00%

	Circuit	Partner	All Youth Served			Successful Discharges		
			Vocational Certificates Issued	Employed Youth Since 6/17/2018 NEW	All Youth Matched With Employment	Certified Youth	Certified Youth Matched With Employment	Success Rate
1	6 (Pasco, Pinellas)	HBI	44	3	51	35	34	97.14%
2	9 (Orange, Osceola)	HBI	34	1	36	20	20	100.00%
3	10 (Hardee, Highlands, Polk)	Eckerd Connects Workforce	11	1	14	11	11	100.00%
4	12 (DeSoto, Manatee, Sarasota)	Eckerd Connects Workforce	36	1	41	31	31	100.00%
5	13 (Hillsborough)	Eckerd Connects Workforce	32	1	40	25	24	96.00%
6	18 (Brevard)	Eckerd Connects Workforce	18	2	28	17	17	100.00%
7	TOTAL		175	9	210	139	137	98.56%



Education - GED Passed





Circuit		Transition Coordinator	Community Caseload
1	6 (Pinellas/ Pasco)	Mouzon, Marvin	19
		Alysia Smith	10
2	9 (Orange/ Osceola)	Derrell Hand	7
	9 (Orange)	Hood, Megan	12
3	9 (Orange)	Whitsel, Zachery	14
		Maria Weber	4
4	10 (Polk/ Hardee/ Highlands)	Hunt, Lawrence	16
		Nicole Sanchez	4
5	10 (Polk)	Maria Weber	4
		James Axson	15
6	12 (Manatee/ Sarasota/ Desoto)	Sanchez, Nicole	10
7	13 (Hillsborough)	Carlo Malolos	15
8	18 (Brevard)	Eubanks, Marileen	12
		TOTAL	142

Circuit	Total Youth	Youth Matched	Percentage
6	13	10	76.92%
9	34	14	42.42%
10	23	16	69.57%
12	5	5	100.00%
13	13	10	76.92%
18	7	6	85.71%
Total	95	61	64.21%

Circuit	Total Youth	Youth Matched	Percentage
6	3	2	66.67%
9	1	0	0.00
10	5	5	100.00%
12	4	4	100.00%
13	2	2	100.00%
18	2	1	50.00%
Total	17	14	82.35%

	Budgeted Position	Circuits	Name	Date of Hire	Date of Vacancy	# of Days Vacant	Status	Comments
1	Transition Director	Central	Laurie Stern	8/1/2013		0	1.00	
2	Program Manager	9,18	Melvin Guzman	12/14/2015		0	1.00	
3	Area Manager	6,,13	Curtis Campogni	11/03/2013		0	1.00	
4	Program Manager	10	Arlis Roberts	8/1/2015		0	1.00	
5	Transition Coordinator	9 (Orange, Osceola)	Bernadine West	5/29/2014		0	1.00	
6	Transition Coordinator	6 (Pasco, Pinellas)	Amanda Jacobson	07/10/2015		0	1.00	
7	Transition Coordinator	6 (Pasco, Pinellas)	Marvin Mouzon	8/1/2013		0	1.00	
8	Transition Coordinator	10 (Hardee, Highlands, Polk)	Lawrence Hunt	11/1/2013		0	1.00	
9	Transition Coordinator	10 (Hardee, Highlands, Polk)	James Axson	6/1/2016		0	1.00	
10	Transition Coordinator	12 (DeSoto, Manatee, Sarasota)	Nicole Sanchez	8/22/2016		0	1.00	
11	Lead Transition Coordinator	13 (Hillsborough)	Alysia Smith	3/14/2014		0	1.00	
12	Transportation Worker	13 (Hillsborough)	Tabitha Shannon	2/28/2017		0	1.00	
13	Transition Coordinator	13 (Hillsborough)	Marileen Eubanks	8/1/2014		0	1.00	
14	Lead Transition Coordinator	9 (Orange, Osceola)	Derrell Hand	01/29/2015		0	1.00	
15	Transportation Support Specialist	9 (Orange, Osceola)	Sheena Hernandez	5/1/2016		0	1.00	
16	Transportation Support Specialist	9 (Orange, Osceola)	Jabour Williams	3/21/2018		0	0.50	
17	Transportation Support Specialist	12 (DeSoto, Manatee, Sarasota)	Shawn Marsh	03/10/2015		0	1.00	
18	Transportation Support Specialist	6 (Pasco, Pinellas)	Matthew Hilaire	11/14/2017		0	1.00	
19	Transportation Support Specialist	10 (Hardee, Highlands, Polk)	Shelby Nam	5/2/2017		0	1.00	
20	Transportation Worker	18 (Brevard, Seminole)	Chelsea Brown	7/24/2017		0	1.00	
21	Administrative Coordinator	All	Emily McCrea	1/24/2018		0	1.00	

	Budgeted Position	Circuits	Name	Date of Hire	Date of Vacancy	# of Days Vacant	Status	Comments30
1	HBI Program Manager	6 (Pasco, Pinellas), 9 (Orange, Osceola)	Howard Smith	3/20/2017		0	1.00	
2	HBI Quality Coordinator	6 and 9	Brittany Kelling	3/12/2014		0	0.50	
3	HBI Career Services Coordinator	6 (Pasco, Pinellas)	Samara Ballard			0	1.00	
4	HBI Career Services Coordinator	9 (Orange, Osceola)	Crystal Dennis	11/30/2015		0	1.00	
5	HBI Career Services Coordinator	9 (Orange , Osceola)	Evan Williams	5/30/018		0	1.00	
6	HBI Career Services Coordinator	9 (Orange, Osceola)	Lauren Prekop					
7	Eckerd Connects Career Services Coordinator	10 (Hardee, Highlands, Polk)	Deborah Stanley			0	1.00	
8	Eckerd Connects Career Services Coordinator	12 (DeSoto, Manatee, Sarasota)	VACANT		6/1/2018	0	1.00	
9	Eckerd Connects Career Services Coordinator	18 (Brevard)	Da'bresha Woods			0	1.00	
10	Eckerd Connects Career Services Coordinator	13 (Hillsborough)	Thaddeus Jenkins	3/24/2014		0	1.00	
11	ECKERD Connects GED Instructor	18 (Brevard, Seminole)	VACANT		7/9/2018	0	0.50	
12	ECKERD Connects Program Supervisor	Central Region	Maria Weber	7/16/2018		0	1.00	
13	ECKERD Connects GED Instructor	9 (Orange, Osceola)	Leanne Sullivan	10/10/2016		0	1.00	
14	ECKERD Connects GED Instructor	13 (Hillsborough)	Victoria Seavey	12/21/2015		0	0.50	
15	ECKERD Connects GED Instructor	12 (DeSoto, Manatee, Sarasota)	Christophe Johnson	3/21/2014		0	0.50	
16	ECKERD Connects GED Instructor	10 (Hardee, Highlands, Polk)	Baron Brown	4/5/2018		0	1.00	