



**PROJECT
BRIDGE**

**Central Region
April 5, 2018**

Host : Laurie Stern: Transition Director

Number: 1-855-244-8681

Code: 94223328

Eckerd.org/ProjectBridge

- [Performance Outputs](#)
- [Performance Outcomes](#)
- [Census Summary](#)
- [YTD Census Summary](#)
- [YTD Discharge Analysis](#)
- [Timeliness of Admission](#)
- [Assessments](#)
- [Vocational Certifications](#)
- [Employment](#)
- [Education Enrollment](#)
- [GED Attainment](#)
- [Reading and Math Gains](#)
- [Caseload](#)
- [Mentoring, 16-21](#)
- [Mentoring, 11-15](#)
- [Staff Vacancies](#)

	Output Measure	Numerator /	/ Denominator	Performance	Minimum Standard	Goal Achieved?
1	If referral is made while in residential commitment facility, youths shall be admitted to the program, with services beginning in four (4) business days.	150	153	98.04%	95.00%	YES
2	Youths referred for services shall be admitted to the program, and have service begin within five (5) business days, if the referral was made after the youth's release from commitment.	106	106	100.00%	95.00%	YES
3	Youths referred to receive vocational certification, complete the class and are certified. HBI	36	36	100.00%	85.00%	YES
4	Youths referred to receive vocational certification, complete the class and are certified. Eckerd Kids Workforce	60	60	100.00%	85.00%	YES
5	Youths admitted for services, shall successfully complete the goals that were identified in the Service Plan. (Blue: Successful vs. All Discharges) (Green: Successful vs. Non-Successful)	197	225	87.56%	85.00%	YES
		197	197	100.00%	85.00%	YES
6	Youths successfully completing the program, shall be matched with a Pro-Social Supportive Adult.	124	128	96.88%	80.00%	YES

	Outcome Measure	Numerator /	/ Denominator	Performance	Minimum Standard	Goal Achieved?
1	Youth receiving services shall not be arrested for a new violation, and subsequently, adjudicated during services.	312	312	100.00%	75.00%	YES
2	Youth receiving services shall not be arrested for a new violation, and subsequently, adjudicated one (1) year after release from the program.	185	218	84.86%	85.00%	Yes
3	Youth completing vocational certification classes will be matched with employment.	96	96	100.00%	80.00%	YES
4	Youth receiving GED preparation classes will obtain a GED.	5	5	100.00%	80.00%	YES

Circuit	<i>Contract Census</i>	Admissions	Discharges	Beginning Census	Ending Census
06 (Pasco, Pinellas)	21	73	70	21	26
09 (Orange, Osceola)	40	119	110	31	39
10 (Polk, Hardee, Highlands)	23	75	76	25	23
12 (Manatee, Palmetto, Sarasota)	18	59	62	17	15
13 (Hillsborough)	22	55	51	16	17
18 (Brevard)	13	50	45	9	13
TOTAL	137	431	414	119	133

	Circuit	Contract Census	Admissions	Discharges	Total Served (Unduplicated)
1	06 (Pasco, Pinellas)	21	73	70	91
2	09 (Orange, Osceola)	40	119	110	141
3	10 (Polk, Hardee, Highlands)	23	75	76	97
4	12 (Manatee, Palmetto, Sarasota)	18	59	62	75
5	13 (Hillsborough)	22	55	51	69
6	18 (Brevard)	13	50	45	57
7	TOTAL	137	431	414	532

YTD Discharge Analysis

July 1, 2017 – April 2, 2018

Circuit		Administrative Discharges					Early Termination		Full-Term Discharge		TOTALS
		Inactive Status (MH-SA-Medical-Detention-Jail-Travel)	Moved Out of Jurisdiction	Program Terminated, Inappropriate Placement, or Referral Withdrawn	Program Terminated-Inappropriate Placement-Referral Withdrawn by JPO	Unable to Locate for Intake-Refused Services	Jurisdiction Lost	Terminated-Court Order	Non-Completion, Referred Back to Court/DJJ	Program Successfully Completed	
1	6 (Pasco)	4	0	7	8	13	0	0	0	38	70
2	9 (Osceola)	6	0	3	24	35	0	0	0	41	109
3	10 (Polk)	7	1	5	9	21	0	0	0	33	76
4	12 (Manatee)	4	0	5	12	9	0	0	0	32	62
11 5	13 (Hillsborough)	4	0	1	8	4	0	0	0	34	51
6	18 (Brevard)	3	0	3	9	11	0	0	0	19	45
7	TOTAL	28	1	24	70	93	0	0	0	197	413

	Circuit	Number of Intakes	Number of Timely Intakes	Percentage of Timely Intakes
1	6 (Pasco, Pinellas)	35	34	97.14%
2	9 (Orange, Osceola)	64	64	100.00%
3	10 (Hardee, Highlands, Polk)	44	41	93.18%
4	12 (DeSoto, Manatee, Sarasota)	36	36	100.00%
5	13 (Hillsborough)	19	19	100.00%
6	18 (Brevard)	29	29	100.00%
7	TOTAL	227	223	98.24%

Timeliness of Assessments

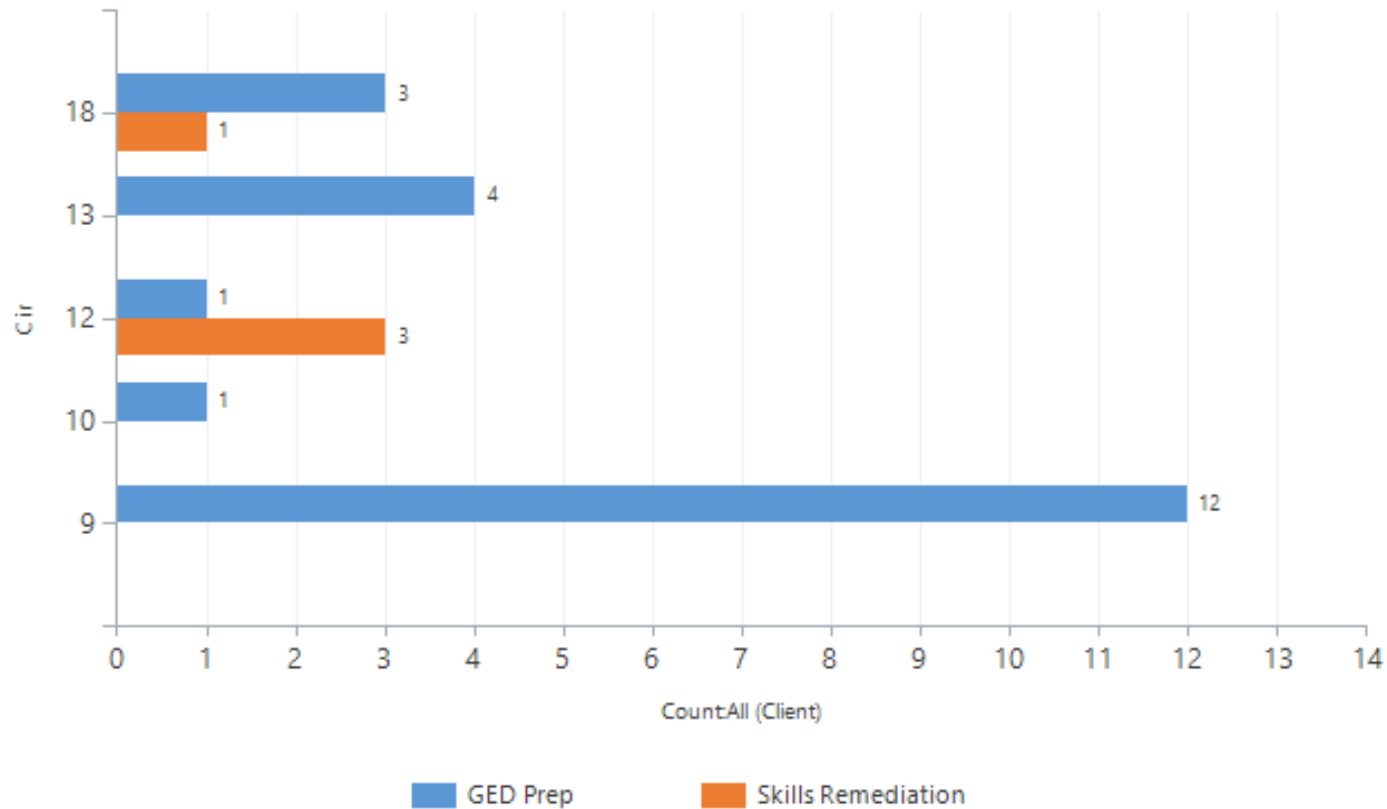
July 1, 2017 – April 2, 2018

	Circuit	Number of Assessments	Number of Timely Assessments	Percentage of Timely Assessments
1	6 (Pasco, Pinellas)	98	96	97.96%
2	9 (Orange, Osceola)	78	78	100.00%
3	10 (Hardee, Highlands, Polk)	92	90	97.83%
5	12 (DeSoto, Manatee, Sarasota)	76	76	100.00%
5	13 (Hillsborough)	66	64	96.97%
6	18 (Brevard)	50	50	100.00%
7	TOTAL	462	458	98.70%

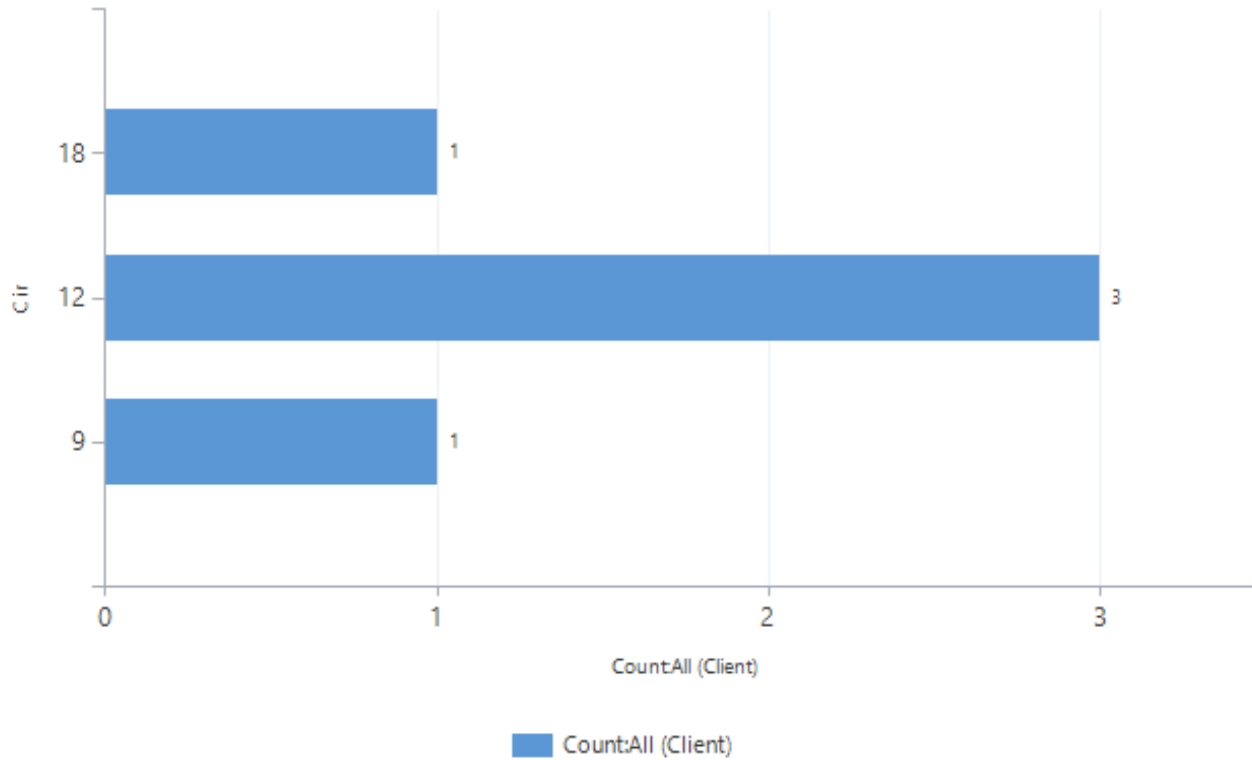
	Circuit	Partner	Currently Enrolled in Vocational- Employability Skills Training	Total YTD Vocational Certificates Issued	Total YTD Certificates Issued (Successfully Discharged)	Total YTD Vocational Certificate Training (Successfully Discharged)	Success Rate
1	6 (Pasco)	HBI	22	38	24	24	100.00%
2	9 (Orange)	HBI	23	16	12	12	100.00%
3	10 (Polk)	Eckerd Kids Workforce	6	9	9	9	100.00%
4	12 (Manatee)	Eckerd Kids Workforce	10	29	23	23	100.00%
5	13 (Hillsborough)	Eckerd Kids Workforce	9	24	20	20	100.00%
6	18 (Brevard)	Eckerd Kids Workforce	7	11	8	8	100.00%
7	TOTAL		77	127	96	96	100.00%

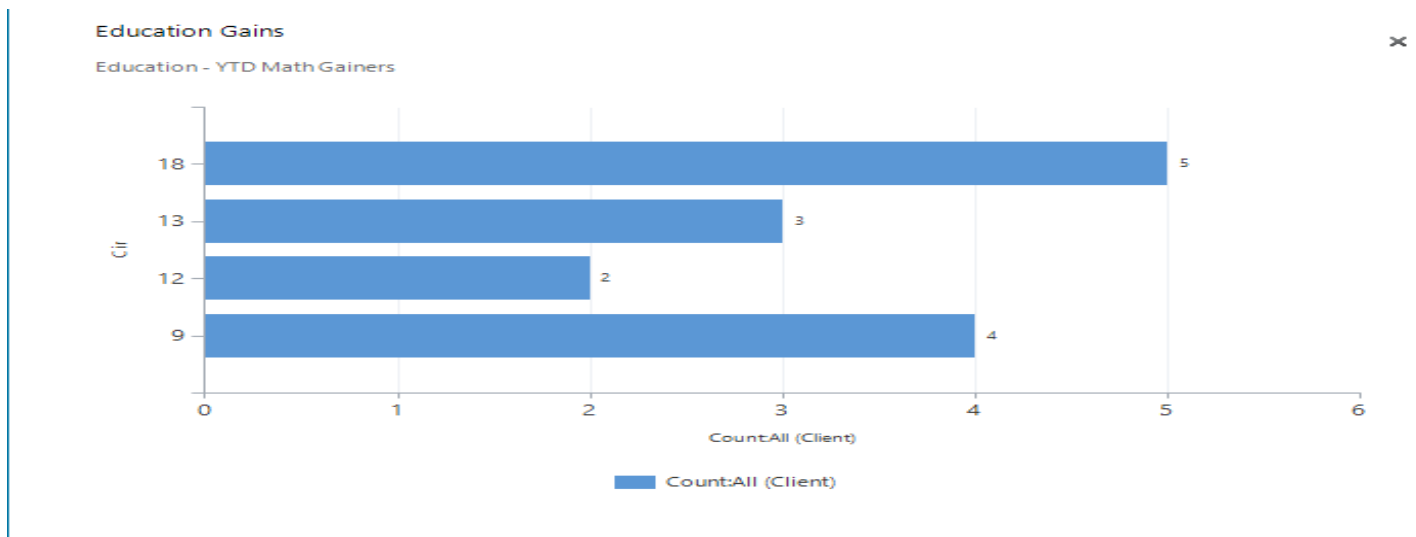
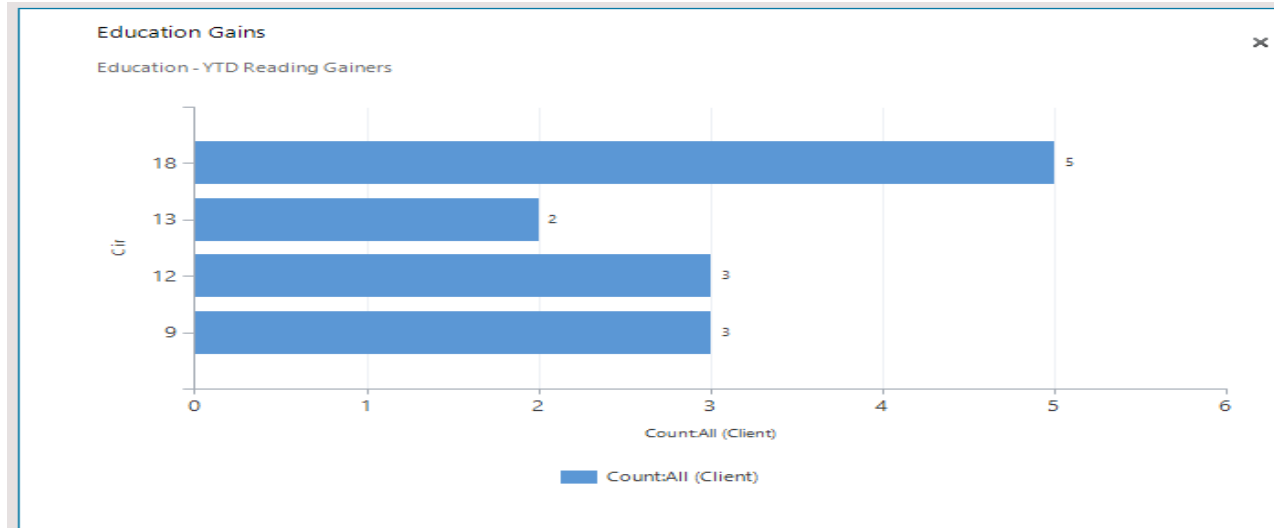
	Circuit	Partner	All Youth Served			Successful Discharges		
			Vocational Certificates Issued	Employed Youth Since 03/20/2018 NEW	All Youth Matched With Employment	Certified Youth	Certified Youth Matched With Employment	Success Rate
1	6 (Pasco)	HBI	38	1	37	24	24	100.00%
2	9 (Orange)	HBI	16	4	22	12	12	100.00%
3	10 (Polk)	Eckerd Kids Workforce	9	0	12	9	9	100.00%
4	12 (Sarasota)	Eckerd Kids Workforce	29	0	33	23	23	100.00%
5	13 (Hillsborough)	Eckerd Kids Workforce	24	0	30	20	19	95.00%
6	18 (Brevard)	Eckerd Kids Workforce	11	0	19	8	8	100.00%
7	TOTAL		127	5	153	96	95	98.96%

Current Education Enrollment



by Circuit





Circuit		Transition Coordinator	Community Caseload
1	6 (Pinellas/ Pasco)	Mouzon, Marvin Alysia Smith Curtis Campogni	18 6 2
2	9 (Orange/ Osceola)	Hand, Derrell	10
	9 (Orange)	Hood, Megan	12
	9 (Orange)	Whitsel, Zachery	14
3	10 (Polk/ Hardee/ Highlands)	Hunt, Lawrence	9
	10 (Polk)	James Axson	17
4	12 (Manatee/ Sarasota/ Desoto)	Sanchez, Nicole	14
5	13 (Hillsborough)	Carlo Malolos Alysia Smith	16 2
6	18 (Brevard)	Eubanks, Marileen	13
		TOTAL	133

Circuit	Total Youth	Youth Matched	Percentage
6	21	7	33.33%
9	31	16	53.33%
10	15	7	46.67%
12	9	9	100.00%
13	16	11	68.75%
18	13	4	30.77%
Total	105	54	51.43%

Circuit	Total Youth	Youth Matched	Percentage
6	1	1	100.00%
9	0	0	n/a
10	4	4	100.00%
12	3	3	100.00%
13	1	1	100.00%
18	0	0	n/a
Total	9	9	100.00%

	Budgeted Position	Circuits	Name	Date of Hire	Date of Vacancy	# of Days Vacant	Status	Comments
1	Transition Director	Central	Laurie Stern	8/1/2013		0	1.00	
2	Program Manager	9,18	Melvin Guzman	12/14/2015		0	1.00	
3	Area Manager	6,,13	Curtis Campogni	11/03/2013		0	1.00	
4	Program Manager	10	Arlis Roberts	8/1/2015		0	1.00	
5	Transition Coordinator	9 (Orange, Osceola)	Bernadine West	5/29/2014		0	1.00	
6	Transition Coordinator	6 (Pasco, Pinellas)	Amanda Jacobson	07/10/2015		0	1.00	
7	Transition Coordinator	6 (Pasco, Pinellas)	Marvin Mouzon	8/1/2013		0	1.00	
8	Transition Coordinator	10 (Hardee, Highlands, Polk)	Lawrence Hunt	11/1/2013		0	1.00	
9	Transition Coordinator	10 (Hardee, Highlands, Polk)	James Axson	6/1/2016		0	1.00	
10	Transition Coordinator	12 (DeSoto, Manatee, Sarasota)	Nicole Sanchez	8/22/2016		0	1.00	
11	Lead Transition Coordinator	13 (Hillsborough)	Alysia Smith	3/14/2014		0	1.00	
12	Transportation Worker	13 (Hillsborough)	Tabitha Shannon	2/28/2017		0	1.00	
13	Transition Coordinator	13 (Hillsborough)	Marileen Eubanks	8/1/2014		0	1.00	
14	Lead Transition Coordinator	9 (Orange, Osceola)	Derrell Hand	01/29/2015		0	1.00	
15	Transportation Support Specialist	9 (Orange, Osceola)	Sheena Hernandez	5/1/2016		0	1.00	
16	Transportation Support Specialist	9 (Orange, Osceola)	Jabour Williams	3/21/2018		0	0.50	
17	Transportation Support Specialist	12 (DeSoto, Manatee, Sarasota)	Shawn Marsh	03/10/2015		0	1.00	
18	Transportation Support Specialist	6 (Pasco, Pinellas)	Matthew Hilaire	11/14/2017		0	1.00	
19	Transportation Support Specialist	10 (Hardee, Highlands, Polk)	Shelby Nam	5/2/2017		0	1.00	
20	Transportation Worker	18 (Brevard, Seminole)	Chelsea Brown	7/24/2017		0	1.00	
21	Administrative Coordinator	All	Emily McCrea	1/24/2018		0	1.00	

	Budgeted Position	Circuits	Name	Date of Hire	Date of Vacancy	# of Days Vacant	Status	Comments30
1	HBI Program Manager	6 (Pasco, Pinellas), 9 (Orange, Osceola)	Howard Smith	3/20/2017		0	1.00	
2	HBI Quality Coordinator	6 and 9	Brittany Kelling	3/12/2014		0	0.50	
3	HBI Career Services Coordinator	6 (Pasco, Pinellas)	Samirra	3/26/2017		0	1.00	
4	HBI Career Services Coordinator	9 (Orange, Osceola)	Crystal Dennis	11/30/2015		0	1.00	
5	HBI Career Services Coordinator	9 (Orange , Osceola)			3/30/2018	0	1.00	
6	HBI Career Services Coordinator	9 (Orange, Osceola)	Lauren Prekop	3/26/2017				
7	Eckerd Connects Career Services Coordinator	10 (Hardee, Highlands, Polk)			3/1/2018	0	1.00	
8	Eckerd Connects Career Services Coordinator	12 (DeSoto, Manatee, Sarasota)	Hope Cross	4/7/2014		0	1.00	
9	Eckerd Connects Career Services Coordinator	18 (Brevard)	Da'bresha Woods			0	1.00	
10	Eckerd Connects Career Services Coordinator	13 (Hillsborough)	Thaddeus Jenkins	3/24/2014		0	1.00	
11	ECKERD Connects GED Instructor	18 (Brevard, Seminole)	Marilyn Richardson-Pryor	3/6/2017		0	0.50	
12	ECKERD Connects Education Supervisor	Central Region	Patrick Byerly	3/21/2014		0	1.00	
13	ECKERD Connects GED Instructor	9 (Orange, Osceola)	Leanne Sullivan	10/10/2016		0	1.00	
14	ECKERD Connects GED Instructor	13 (Hillsborough)	Victoria Seavey	12/21/2015		0	0.50	
15	ECKERD Connects GED Instructor	12 (DeSoto, Manatee, Sarasota)	Christophe Johnson	3/21/2014		0	0.50	
16	ECKERD Connects GED Instructor	10 (Hardee, Highlands, Polk)				0	1.00	