



The first name in second chances.<sup>SM</sup>

**Eckerd**  
**Kids**



PROJECT BRIDGE

## **South Region**

### **January 11, 2018**

Host : Claudia Laos, Transition Director

Number: 1-855-244-8681

Code: 74443241

[Eckerd.org/ProjectBridge](http://Eckerd.org/ProjectBridge)

- Performance Outputs
- Performance Outcomes
- Census Summary
- YTD Census Summary
- YTD Discharge Analysis
- Timeliness of Admission
- Assessments
- Vocational Certifications
- Employment
- GED Certifications
- Skills Remediation
- Caseload
- Mentoring, 16-21
- Mentoring, 11-15
- Staff Vacancies
- Partner Staff Vacancies

# Performance Outcomes

## July 1, 2017 – December 31, 2017

	Output Measure	Numerator /	/ Denominator	Performance	Minimum Standard	Goal Achieved?
1	If referral is made while in residential commitment facility, youths shall be admitted to the program, with services beginning in four (4) business days.	169	168	99.41%	95.00%	YES
2	Youths referred for services shall be admitted to the program, and have service begin within five (5) business days, if the referral was made after the youth's release from commitment.	67	67	100.00%	95.00%	YES
3	Youths referred to receive vocational certification, complete the class and are certified. HBI	26	26	100.00%	85.00%	YES
4	Youths referred to receive vocational certification, complete the class and are certified. Eckerd Kids Workforce	51	51	100.00%	85.00%	YES
5	Youths admitted for services, shall successfully complete the goals that were identified in the Service Plan. (Blue: Successful vs. All Discharges) (Green: Successful vs. Non-Successful)	131	159	82.39%	85.00%	NO
		131	131	100.00%	85.00%	YES
6	Youths successfully completing the program, shall be matched with a Pro-Social Supportive Adult.	42	44	95.45%	80.00%	YES

# Performance Outcomes

## July 1, 2017 – December 31, 2017

	Outcome Measure	Numerator /	/ Denominator	Performance	Minimum Standard	Goal Achieved?
1	Youth receiving services shall not be arrested for a new violation, and subsequently, adjudicated during services.	<b>195</b>	195	<b>100.00%</b>	75.00%	<b>YES</b>
2	Youth receiving services shall not be arrested for a new violation, and subsequently, adjudicated one (1) year after release from the program.	<b>120</b>	126	<b>95.24%</b>	85.00%	<b>YES</b>
3	Youth completing vocational certification classes will be matched with employment.	<b>75</b>	77	<b>97.40%</b>	80.00%	<b>YES</b>
4	Youth receiving GED preparation classes will obtain a GED.	<b>1</b>	1	<b>100.00%</b>	80.00%	<b>YES</b>

# Census Summary

## December 1, 2017 – December 31, 2017

Circuit	Contract Census	Admissions	Discharges	Beginning Census	Ending Census
<b>11</b> (Miami-Dade)	<b>28</b>	<b>12</b>	<b>7</b>	<b>29</b>	<b>34</b>
<b>15</b> (Palm Beach)	<b>19</b>	<b>7</b>	<b>7</b>	<b>20</b>	<b>20</b>
<b>16</b> (Monroe)	<b>2</b>	<b>0</b>	<b>0</b>	<b>1</b>	<b>1</b>
<b>17</b> (Broward)	<b>37</b>	<b>17</b>	<b>11</b>	<b>21</b>	<b>28</b>
<b>19</b> (Martin)	<b>17</b>	<b>9</b>	<b>6</b>	<b>19</b>	<b>22</b>
<b>20</b> (Lee)	<b>24</b>	<b>6</b>	<b>1</b>	<b>17</b>	<b>21</b>
<b>TOTAL</b>	<b>127</b>	<b>51</b>	<b>32</b>	<b>107</b>	<b>125</b>

# YTD Census Summary

## July 1, 2017 – December 31, 2017

	Circuit	Contract Census	Admissions	Discharges	Total Served (Unduplicated)
1	<b>11</b> (Miami-Dade)	<b>28</b>	<b>57</b>	<b>59</b>	<b>88</b>
2	<b>15</b> (Palm Beach)	<b>19</b>	<b>46</b>	<b>42</b>	<b>60</b>
3	<b>16</b> (Monroe)	<b>2</b>	<b>1</b>	<b>0</b>	<b>1</b>
4	<b>17</b> (Broward)	<b>37</b>	<b>59</b>	<b>59</b>	<b>81</b>
5	<b>19</b> (Martin)	<b>17</b>	<b>47</b>	<b>41</b>	<b>61</b>
6	<b>20</b> (Lee)	<b>24</b>	<b>44</b>	<b>50</b>	<b>69</b>
7	<b>TOTAL</b>	<b>127</b>	<b>253</b>	<b>251</b>	<b>359</b>

# YTD Discharge Analysis

## July 1, 2017 – December 31, 2017

Circuit	Administrative Discharges					Early Termination		Full-Term Discharge		TOTALS
	Inactive Status (MH-SA-Medical- Detention-Jail- Travel)	Moved Out of Jurisdiction	Program Terminated- Inappropriate Placement- Referral Withdrawn	Program Terminated- Inappropriate Placement- Referral Withdrawn by JPO	Unable to Locate for Intake- Refused Services	Jurisdiction Lost	Terminated- Court Order	Non- Completion Referred, Back to Court / DJJ	Program Successfully Completed	
<b>6 (Pinellas)</b>	0	1	0	0	0	0	0	0	0	1
<b>11 (Miami-Dade)</b>	9	1	0	9	6	0	0	0	34	59
<b>15 (Palm Beach)</b>	5	0	0	6	5	0	0	0	25	39
<b>17 (Broward)</b>	5	1	0	16	15	0	0	0	22	56
<b>19 (Martin)</b>	4	0	0	3	8	0	0	0	26	40
<b>20 (Lee)</b>	5	0	0	12	8	0	0	0	24	47
<b>TOTAL</b>	<b>28</b>	<b>3</b>	<b>0</b>	<b>46</b>	<b>42</b>	<b>0</b>	<b>0</b>	<b>0</b>	<b>131</b>	<b>242</b>

# *Timeliness of Admission*

## *July 1, 2017 – December 31, 2017*

Circuit	Youth Admitted During the Month	Admissions Completed Timely During the Month	% of Youth Admitted Timely for
---------	------------------------------------	--	--------------------------------------

### **FL-South - Project Bridge**

<b>Circuit 11</b>	<b>49</b>	<b>49</b>	<b>100.00%</b>
<b>Circuit 15</b>	<b>36</b>	<b>35</b>	<b>97.22%</b>
<b>Circuit 16</b>	<b>1</b>	<b>1</b>	<b>100.00%</b>
<b>Circuit 17</b>	<b>32</b>	<b>32</b>	<b>100.00%</b>
<b>Circuit 19</b>	<b>34</b>	<b>84</b>	<b>100.00%</b>
<b>Circuit 20</b>	<b>35</b>	<b>35</b>	<b>100.00%</b>
<b>Totals:</b>	<b>187</b>	<b>186</b>	<b>99.46%</b>



# Timeliness of Assessments

## July 1, 2017 – December 31, 2018

Circuit	Number of Assesments	Number of Timely Assessments	Percentage of Timely Assessments
<b>11 (Miami-Dade)</b>	<b>106</b>	<b>106</b>	<b>100.00%</b>
<b>15 (Palm Beach)</b>	<b>78</b>	<b>78</b>	<b>100.00%</b>
<b>17 (Broward)</b>	<b>69</b>	<b>68</b>	<b>98.55%</b>
<b>19 (Martin)</b>	<b>84</b>	<b>84</b>	<b>100.00%</b>
<b>20 (Lee)</b>	<b>82</b>	<b>82</b>	<b>100.00%</b>
<b>TOTAL</b>	<b>419</b>	<b>418</b>	<b>99.76%</b>

# Vocational Certifications

## July 1, 2017 – December 31, 2017

Circuit	Partner	Currently Enrolled in Vocational - Employability Training	***NEW*** Total Vocational Certificates Issued Since 12/18/2017	Total YTD Vocational Certificates Issued	Total YTD Certificates Issued (Successfully Discharged)	Total YTD Vocational Certificate Training (Successfully Discharged)	Success Rate
11 (Miami-Dade)	EWD	10	0	24	27	27	100.00%
15 (Palm Beach)	HBI	15	2	9	13	13	100.00%
16 (Monroe)	Eckerd	1	0	0	0	0	N/A
17 (Broward)	HBI	26	1	20	13	13	100.00%
19 (Martin)	EWD	11	1	12	11	11	100.00%
20 (Lee)	EWD	7	2	19	13	13	100.00%
TOTAL		69	6	84	77	77	100.00%

# Employment

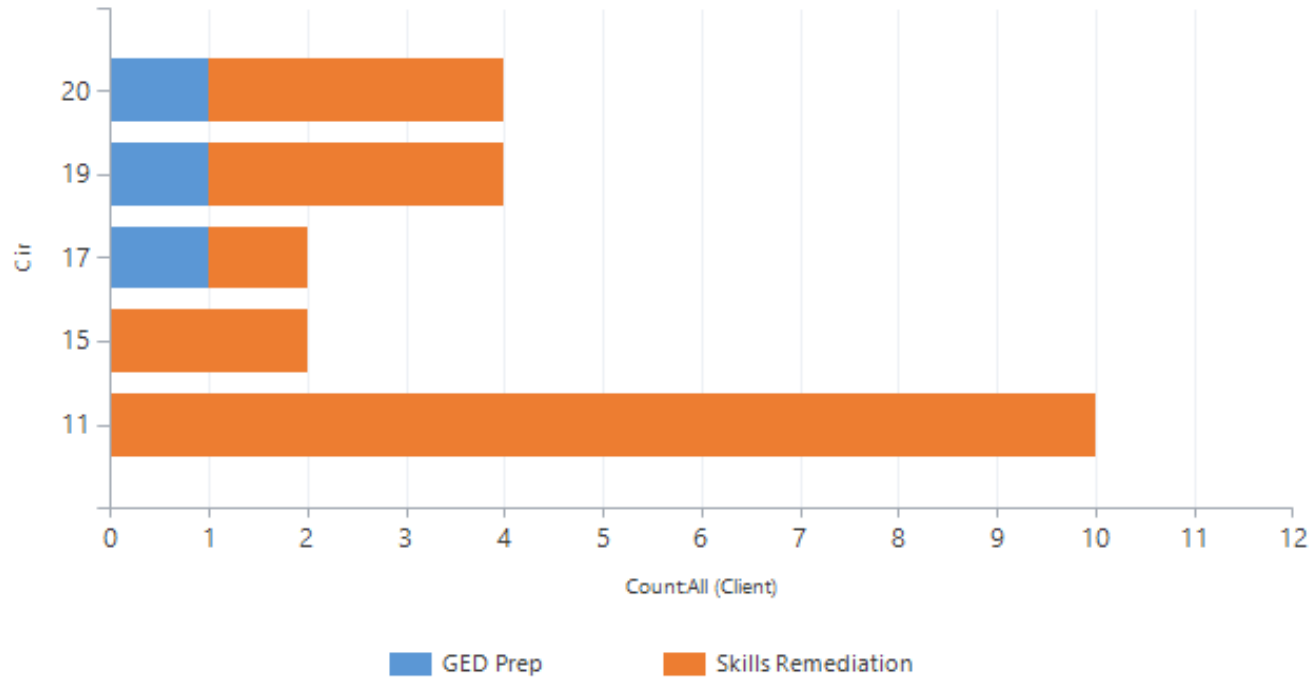
## July 1, 2017 – December 31, 2017

		All Youth Served			Successful Discharges		
Circuit	Partner	Vocational Certificates Issued	***NEW*** Employed Youth Since 12/18/2017	All Youth Matched With Employment	Certified Youth	Certified Youth Matched with Employment	Success Rate
<b>11</b> <b>(Miami-Dade)</b>	<b>EWD</b>	<b>24</b>	<b>0</b>	<b>42</b>	<b>27</b>	<b>27</b>	<b>100.00%</b>
<b>15</b> <b>(Palm Beach)</b>	<b>HBI</b>	<b>9</b>	<b>1</b>	<b>16</b>	<b>13</b>	<b>11</b>	<b>84.62%</b>
<b>16</b> <b>(Monroe)</b>	<b>Eckerd</b>	<b>0</b>	<b>0</b>	<b>1</b>	<b>0</b>	<b>0</b>	<b>N/A</b>
<b>17</b> <b>(Broward)</b>	<b>HBI</b>	<b>20</b>	<b>1</b>	<b>25</b>	<b>13</b>	<b>13</b>	<b>100.00%</b>
<b>19</b> <b>(Martin)</b>	<b>EWD</b>	<b>12</b>	<b>0</b>	<b>14</b>	<b>11</b>	<b>11</b>	<b>100.00%</b>
<b>20</b> <b>(Lee)</b>	<b>EWD</b>	<b>19</b>	<b>0</b>	<b>21</b>	<b>13</b>	<b>13</b>	<b>100.00%</b>
<b>TOTAL</b>		<b>84</b>	<b>2</b>	<b>120</b>	<b>77</b>	<b>75</b>	<b>97.40%</b>

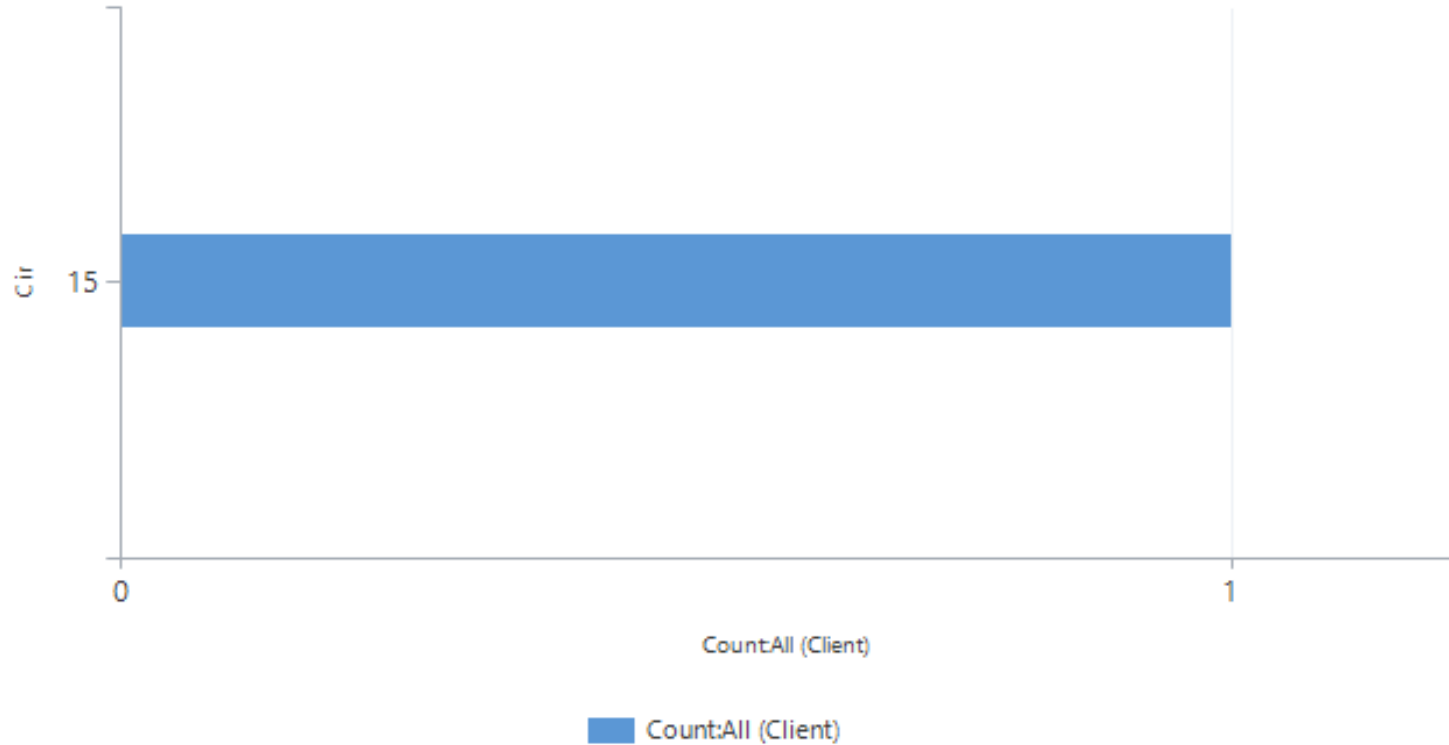
# Current Education Enrollments

## Current Education Enrollment

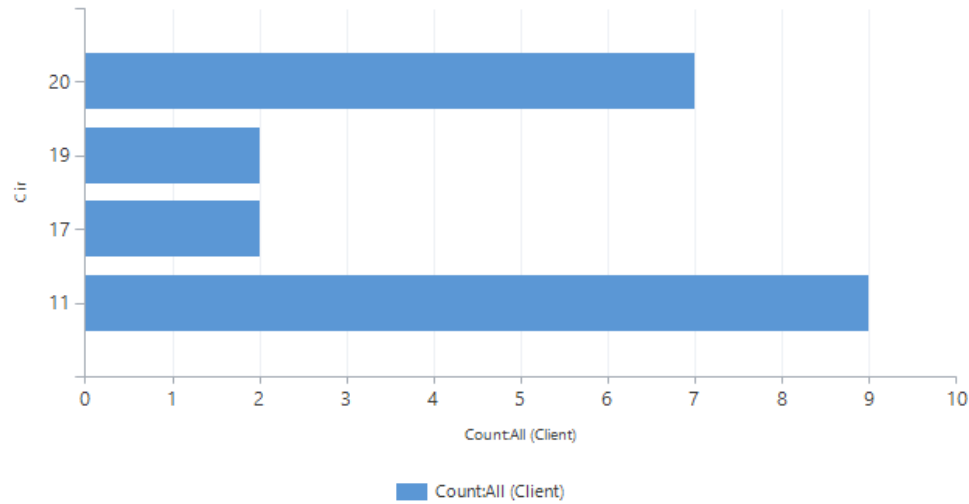
PB Current Education Enrollment



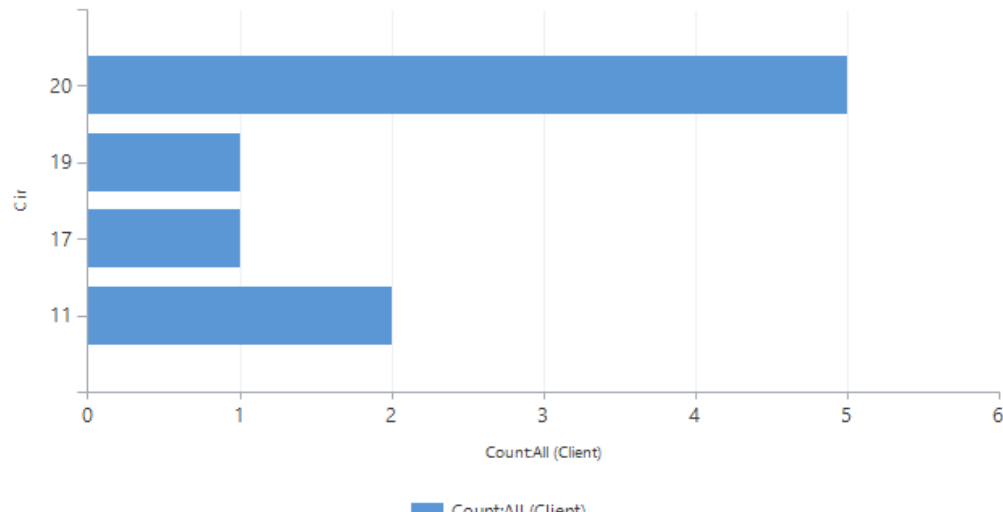
PB YTD GED Passed



PB YTD Reading Gainers



PB YTD Math Gainers



Circuit		Transition Coordinator	Community Caseload
1	11 (Miami/ Dade)	Cesar, Eddy McIntyre, Harold	11 23
2	15 (Palm Beach)	Bostick, Aquanett Leno, Christopher	16 4
3	16 (Monroe)	Malcolm, Oshane	1
4	17 (Broward)	Leno, Christohper Malcolm, Oshane	12 16
5	19 (Martin)	Mills, Thernell	22
6	20 (Lee)	Albert, Jennifer Hernandez, Rei/ Starke, Kelly	10 11
		TOTAL	125

# Mentoring 16 to 21 Year Olds

## July 1, 2017 – December 31, 2017

Circuit	Total Youth	Youth Matched	Percentage
<b>11</b> (Miami-Dade)	34	19	61.29%
<b>15</b> (Palm Beach)	16	7	46.67%
<b>16</b> (Monroe)	1	1	100.00%
<b>17</b> (Broward)	27	8	29.63%
<b>19</b> (Martin)	15	11	100.00%
<b>20</b> (Lee)	19	16	84.21%
Total	112	62	62.93%



# Mentoring 11 to 15 Year Olds

## July 1, 2017 – December 31, 2017

Circuit	Total Youth	Youth Matched	Percentage
<b>11</b> (Miami-Dade)	0	0	N/A
<b>15</b> (Palm Beach)	3	3	100.00%
<b>16</b> (Monroe)	0	0	N/A
<b>17</b> (Broward)	0	0	N/A
<b>19</b> (Martin)	7	7	100.00%
<b>20</b> (Lee)	2	2	100.00%
Total	12	12	100.00%

Budgeted Position	Circuits	Name	Date of Hire	Date of Vacancy	# of Days Vacant	Status	Comments
Transition Director	South Region	Claudia Laos	8/1/2013		0	1	
Program Manager	16 & 17	William Henderson	10/7/2013		0	1	
Program Manager	12 (Central) and 20 (South)	Kelly Starke	10/26/2015		0	1	Change as of 8/1
Program Manager	11	Yolanda Rucker	10/7/13				Change from EWD Mgr 7/1/17
Program Manager	15 and 19	Lashune Norwood	3/31/2014		0	1	Promoted 8/1/16
Transition Coordinator	17(Broward)	O'Shane Malcolm	8/1/2013		0	1	
Transition Coordinator	11 (Miami)	Vacant		11/1/17	0	1	In process of BG Clearance
Pre-Service Coordinator	17(Broward)	Karen Needle	3/10/2014		0	1	Change to Pre-Service 9/1/17
Pre-Service Coordinator	11 (Miami)	Eddy Cesar	Transfer-11/1/17	9/1/17			Transfer to Pre-Service 11/1/17
Transition Coordinator	11 (Miami-Dade)	Harold McIntyre	8/1/2013		0	1	
Transition Coordinator	17(Broward)	Christopher Leno	8/3/15				Promoted/Hired as TSS 2/16/15 (Vacated by J. Laborda
Transition Coordinator (PT)	20 (Charlotte, Collier, Glades, Hendry, Lee)	Jennifer Albert	4/21/16				HIRED
Transition Coordinator	20 (Charlotte, Collier, Glades, Hendry, Lee)	Rei Hernandez	8/17/16	5/5/16		1	HIRED
Transition Coordinator	19 (Indian River, Martin, Okeechobee, St. Lucie)	Thernell Mills	9/7/16	8/1/16	0	1	HIRED)
Transition Coordinator	15 (Palm Beach)	Aquanett Bostick	2/3/2014		0	1	
Transition Support Specialist	17 (Broward)/11 (Miami Dade) Shared	Antonia Bell		6/9/17	0	1	Position Posted
Transition Support Specialist	19 (Indian River, Martin, Okeechobee, St. Lucie)	Michael Thomas	9/15/14	7/17/2014	61	1	Hired-Started 9/15
Transition Support Specialist	15 (Palm Beach)	Leroy Powell	4/1/2014		0	0.5	
Transition Support Specialist	20 (Charlotte, Collier, Glades, Hendry, Lee)	LeTroy Davis	6/12/17			1	HIRED
Transition Support Specialist	11 (Miami-Dade)	Eugene Davis	10/16/17		0	1	
Transition Support Specialist	17 (Broward)	Marquis LeCounte	10/16/17				
Transition Support Specialist	15 (Palm Beach) (On-Call)	Altonetta Martin	12/1/15	10/1/15			118
Administrative Coordinator		Melissa Cociffi	8/1/2013		0	1	

Budgeted Position	Circuits	Name	Date of Hire	Date of Vacancy	# of Days Vacant	Status	Comments
HBI Regional Program Manager	Project Bridge South	Howard Smith	3/15/17	None	0	1	HIRED
HBI Sr. Program Manager	Circuits 15 & 17	Marie Dean					HIRED
HBI Career Services Coordinator	15 (Palm Beach)	Jermaine Austin					Hired
HBI Vocational Instructor	17 (Broward)	Samuel Burton	4/24/17	8/29/17	0	1	HIRED
HBI Community Relations Mgr	ALL	Melissa Geiwitz	3/12/2014	7/17/17	0	0.5	Change in Position
HBI Compliance Coordinator	ALL	Brittany Kelling	7/1/17				Updated Position
Eckerd Workforce Career Services Coordinator	19 (Indian River, Martin, Okeechobee, St. Lucie)	Jacqueline Rhaheed	12/3/2012		0	1	
Eckerd Workforce Career Services Coordinator	11 (Miami-Dade)	Yolanda Jester	6/15/15		0	1	
Eckerd Workforce Career Services Coordinator	11 (Miami-Dade)	Paula Ramirez	10/21/2013			1	
H&M Career Services Coordinator	20 (Charlotte, Collier, Glades, Hendry, Lee)	Mican Reid	8/30/16				HIRED
ECKERD PAXENGED Instructor	20 (Charlotte, Collier, Glades, Hendry, Lee)	Karen Maxwell	7/29/15	4/14/15	0	0.5	Hired
ECKERD PAXENGED Instructor	19 (Indian River, Martin, Okeechobee, St. Lucie)	Dr. Pryor	3/6/17	1/27/2017	4	1	Hired
ECKERD PAXENGED Instructor	11 (Miami-Dade)	Aaron Strumski	6/13/16	8/21/15	0	1	HIRED
ECKERD PAXEN Education Coordinator	South Region	Claire Nomura	10/21/2013		0	1	
ECKERD PAXENGED Instructor	15 (Palm Beach) & 17(Broward)	Jay Pellis	5/30/17		18	0.5	HIRED