

The background features the word "Kids" in a large, stylized font. The letter "K" is green, while the letters "i", "d", and "s" are also green. The letters "e" and "r" are blue. The text is partially cut off on the left and right sides.

Central Region
March 31, 2016

Host : Laurie Stern: Transition Director

Number: 1-855-244-8681

Code: 72372574

Central Florida Data Packet

for March 31, 2016



- [Performance Outputs](#)
- [Performance Outcomes](#)
- [Census Summary](#)
- [YTD Census Summary](#)
- [YTD Discharge Analysis](#)
- [Timeliness of Admission](#)
- [Assessments](#)
- [Vocational Certifications](#)
- [Employment](#)
- [GED Certifications](#)
- [Skills Remediation](#)
- [Caseload](#)
- [Mentoring, 16-21](#)
- [Mentoring, 11-15](#)
- [Staff Vacancies](#)
- [Partner Staff Vacancies](#)

Performance Outputs

July 1, 2015 – March 31st, 2016

	Output Measure	Numerator /	/ Denominator	Performance	Minimum Standard	Goal Achieved?
1	If referral is made while in residential commitment facility, youths shall be admitted to the program, with services beginning in four (4) business days.	106	109	97.25%	95.00%	YES
2	Youths referred for services shall be admitted to the program, and have service begin within five (5) business days, if the referral was made after the youth's release from commitment.	76	80	95.00%	95.00%	YES
3	Youths referred to receive vocational certification, complete the class and are certified. HBI	36	36	100.00%	85.00%	YES
4	Youths referred to receive vocational certification, complete the class and are certified. H&M	59	59	100.00%	85.00%	YES
5	Youths admitted for services, shall successfully complete the goals that were identified in the Service Plan. (Blue: Successful vs. All Discharges) (Green: Successful vs. Non-Successful)	184	261	70.50%	85.00%	NO
		184	184	100.00%	85.00%	YES
6	Youths successfully completing the program, shall be matched with a Pro-Social Supportive Adult.	173	184	94.02%	80.00%	YES

Performance Outcomes


July 1, 2015 to March, 31st, 2016



	Outcome Measure	Numerator /	/ Denominator	Performance	Minimum Standard	Goal Achieved?
1	Youth receiving services shall not be arrested for a new violation, and subsequently, adjudicated during services.	280	280	100.00%	75.00%	YES
2	Youth receiving services shall not be arrested for a new violation, and subsequently, adjudicated one (1) year after release from the program.	36	41	87.80%	85.00%	YES
3	Youth completing vocational certification classes will be matched with employment.	95	95	100.00%	80.00%	YES
4	Youth completing vocational certification classes will be matched with employment. (From March 30 ,2015 to Marc 31,2016)	130	134	97.01%	90.00%	YES
5	Youth receiving GED preparation classes will obtain a GED.	3	5	60.00%	80.00%	NO

Census Summary

March 1, 2016 to March 31, 2016



Circuit	<i>Contract Census</i>	Admissions	Discharges	Beginning Census	Ending Census
06 (Pasco, Pinellas)	21	5	9	23	20
09 (Orange, Osceola)	30	10	9	25	26
10 (Polk, Hardee, Highlands)	23	7	6	24	25
12 (Manatee, Palmetto, Sarasota)	18	5	3	22	25
13 (Hillsborough)	22	4	3	15	16
18 (Brevard)	13	3	4	13	13
TOTAL	127	34	34	122	125

YTD Census Summary

July 1, 2015 to March 31, 2016



	Circuit	Contract Census	Admissions	Discharges	Total Served (Unduplicated)
1	06 (Pasco, Pinellas)	21	51	52	69
2	09 (Orange, Osceola)	30	64	67	89
3	10 (Polk, Hardee, Highlands)	23	72	74	98
4	12 (Manatee, Palmetto, Sarasota)	18	51	41	62
5	13 (Hillsborough)	22	49	48	64
6	18 (Brevard)	13	40	41	54
7	TOTAL	127	327	323	436

YTD Discharge Analysis

July 1, 2015 to March 31, 2016



Circuit		Administrative Discharges					Early Termination		Full-Term Discharge		TOTALS
		Inactive Status (MH-SA-Medical-Detention-Jail-Travel)	Moved Out of Jurisdiction	Program Terminated, Inappropriate Placement, or Referral Withdrawn	Program Terminated-Inappropriate Placement-Referral Withdrawn by JPO	Unable to Locate for Intake-Refused Services	Jurisdiction Lost	Terminated-Court Order	Non-Completion, Referred Back to Court/DJJ	Program Successfully Completed	
1	6 (Pasco)	14	2	0	0	5	0	0	0	31	52
2	9 (Osceola)	12	3	3	2	4	0	1	0	42	67
3	10 (Polk)	20	2	2	3	9	0	0	0	38	74
4	12 (Manatee)	12	1	0	0	2	0	0	0	26	41
5	13 (Hillsborough)	10	0	1	6	6	1	0	0	24	48
6	18 (Brevard)	6	2	1	1	8	0	1	0	22	41
7	TOTAL	74	10	7	12	34	1	2	0	184	324

Timeliness of Admission

March 2, 2016 to March 31, 2016



	Circuit	Number of Intakes	Number of Timely Intakes	Percentage of Timely Intakes
1	6 (Pasco, Pinellas)	2	2	100.00%
2	9 (Orange, Osceola)	1	1	100.00%
3	10 (Hardee, Highlands, Polk)	8	7	87.50%
4	12 (DeSoto, Manatee, Sarasota)	3	3	100.00%
5	13 (Hillsborough)	2	2	100.00%
6	18 (Brevard, Seminole)	1	1	100.00%
7	TOTAL	17	16	94.12%

Timeliness of Assessments

March 2, 2016 to March 31, 2016



	Circuit	Number of Assessments	Number of Timely Assessments	Percentage of Timely Assessments
1	6 (Pasco, Pinellas)	2	2	100.00%
2	9 (Orange, Osceola)	2	2	100.00%
3	10 (Hardee, Highlands, Polk)	2	2	100.00%
5	12 (DeSoto, Manatee, Sarasota)	4	4	100.00%
5	13 (Hillsborough)	2	2	100.00%
6	18 (Brevard, Seminole)	0	0	0.00%
7	TOTAL	12	12	100.00%

Vocational Certifications

July 1, 2015 to March 31, 2016



	Circuit	Partner	Currently Enrolled in Vocational-Employability Skills Training	Total Vocational Certificates Issued Since 3/18/2016	Total YTD Vocational Certificates Issued	Total YTD Vocational Certificate Training (Successfully Discharged)	Total YTD Vocational Certificate Training (Successfully Discharged)	Success Rate
1	6 (Pasco)	HBI	13	2	19	19	19	100%
2	9 (Orange)	HBI	13	0	22	17	17	100%
3	10 (Polk)	H&M	4	0	12	15	15	100%
4	12 (Manatee)	H&M	17	0	21	19	19	100%
5	13 (Hillsborough)	H&M	2	3	24	20	20	100%
6	18 (Brevard)	H&M	2	0	3	5	5	100%
7	TOTAL		51	5	101	95	95	100%

Employment

July 1, 2015 to March 31, 2016



	Circuit	Partner	All Youth Served			Successful Discharges		
			Vocational Certificates Issued	All Youth Matched With Employment since 3/18/2016	All Youth Matched with Employment	Certified Youth	Certified Youth Matched With Employment	Success Rate
1	6 (Pasco)	HBI	19	2	30	19	17	89.47%
2	9 (Orange)	HBI	25	1	35	17	16	94.12%
3	10 (Polk)	H&M	12	0	16	15	15	100%
4	12 (Sarasota)	H&M	22	3	31	20	19	95%
5	13 (Hillsborough)	H&M	27	2	27	20	20	100%
6	18 (Brevard)	H&M	3	0	8	5	5	100%
7	TOTAL		108	8	148	96	92	95.83%

The first name in second chances.SM



Eckerd.org

GED Certifications

July 1, 2015 to March 31, 2016



Circuit	Currently Enrolled in GED	Total Pre-GED Testing Completed	Language Arts Section of GED		Social Studies Section of GED		Science Section of GED		Math Section of GED		Total YTD GED Certificates Obtained
			Attempted	Passed	Attempted	Passed	Attempted	Passed	Attempted	Passed	
1 6 (Pasco, Pinellas)	0	0	0	0	0	0	0	0	0	0	0
2 9 (Orange, Osceola)	1	2	0	4	0	2	0	2	0	2	1
3 10 (Hardee, Highlands, Polk)	1	0	0	0	0	0	0	0	0	0	0
4 12 (DeSoto, Manatee, Sarasota)	0	1	0	4	1	2	0	2	1	2	2
5 13 (Hillsborough)	0	0	0	0	0	0	0	0	0	0	0
6 18 (Brevard, Seminole)	0	0	0	0	0	0	0	0	0	0	0
7 TOTAL	2	3	0	8	1	4	0	4	1	4	3

Skills Remediation

July 1, 2015 to March 31, 2016



Circuit		Currently Enrolled in Skills Remediation	Number of Youth with Gains (Reassessment)		Number of Youth with Gains (Discharge)		YTD Skills Remediation Enrollment
			Math	Reading	Math	Reading	
1	6 (Pasco)	0	0	0	0	0	n/a
2	9 (Orange)	0	1	1	0	1	1
3	10 (Polk)	3	2	2	0	1	1
4	12 (Sarasota)	5	2	2	0	4	4
5	13 (Hillsborough)	0	0	0	0	1	1
6	18 (Brevard)	0	0	0	0	0	n/a
7	TOTAL	8	5	5	0	7	7

Caseload

As of March 31, 2016

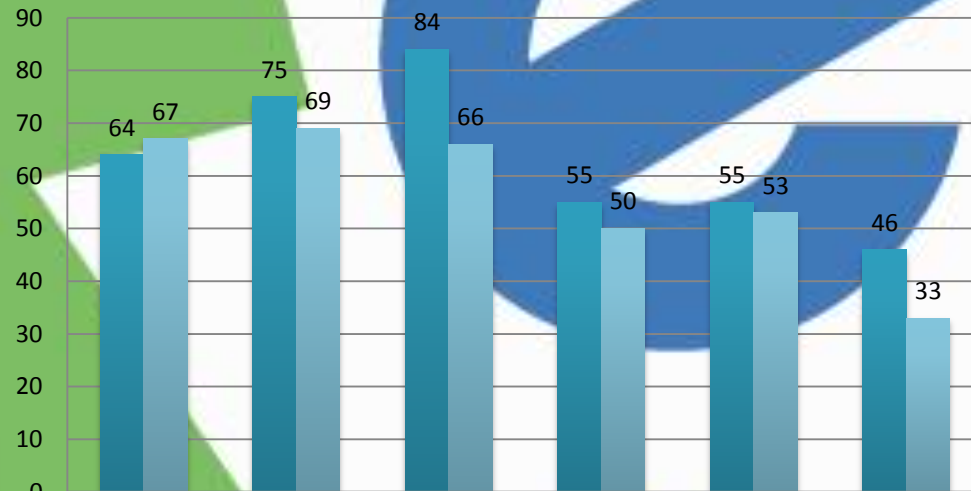


	Circuit	Transition Coordinator	Community Caseload
1	6 (Pinellas)	Mouzon, Marvin	21
	6 (Pinellas)	Campogni, Curtis	2
2	9 (Orange)	Hand, Derrell	14
	9 (Orange)	Laborda, Jeanette	14
3	10 (Polk)	Hunt, Lawrence	14
	10 (Polk)	Smith, Alysia	6
	12 (Manatee)	Campogni, Curtis	7
4	12 (Sarasota)	Compton, Elizabeth	10
	12 (Manatee)	Jacobson, Amanda	3
	12 (De Soto)	Mouzon, Marvin	1
5	13 (Hillsborough)	Jacobson, Amanda	9
	13 (Hillsborough)	Campogni, Curtis	1
	13 (Hillsborough)	Smith, Alysia	2
	13 (Hillsborough)	Mouzon, Marvin	2
6	18 (Brevard)	Eubanks, Marileen	13

Mentoring 16 to 21 Year Olds

July 1, 2015 to March 31, 2016

Mentoring 16 to 21 Year Olds

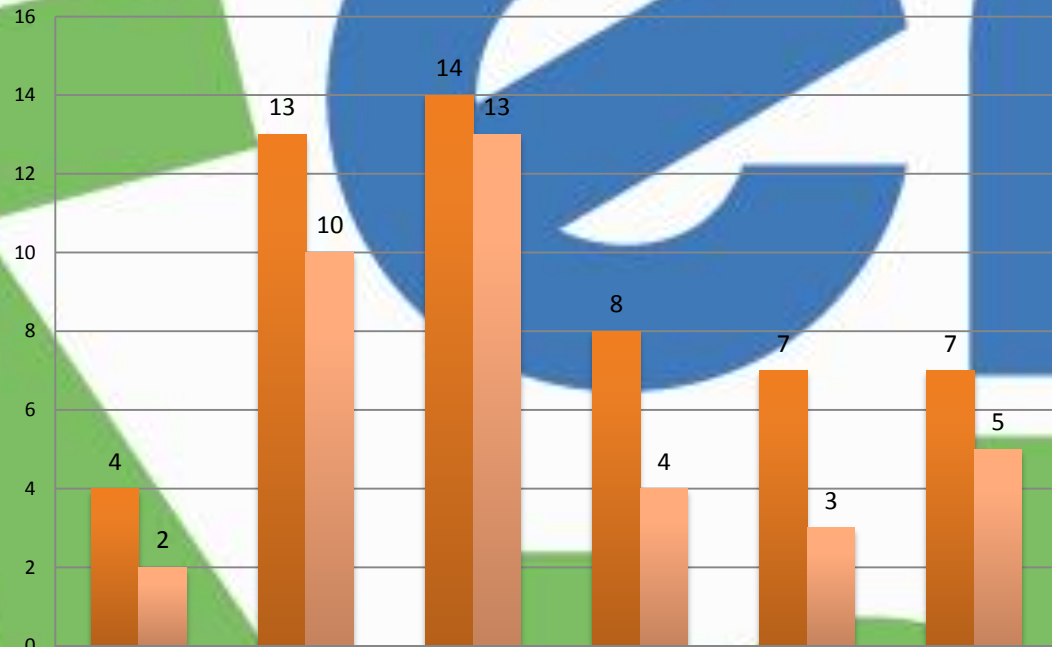


	06 (Pasco, Pinellas)	09 (Orange, Osceola)	10 (Hardee, Highlands, Polk)	12 (DeSoto, Manatee, Sarasota)	13 (Hillsborough)	18 (Brevard, Seminole)
■ Total Current Active Youth	64	75	84	55	55	46
■ Total Current Active Youth, Matched With Mentors	67	69	66	50	53	33

Mentoring 11 to 15 Year Olds

July 1, 2015 to March 31, 2016

**Mentoring
11 to 15 Year Olds**



	06 (Pasco, Pinellas)	09 (Orange, Osceola)	10 (Hardee, Highlands, Polk)	12 (DeSoto, Manatee, Sarasota)	13 (Hillsborough)	18 (Brevard, Seminole)
■ Total Current Active Youth	4	13	14	8	7	7
■ Total Current Active Youth, Matched With Mentors	2	10	13	4	3	5

Staff Vacancies, March 31, 2016



	Budgeted Position	Circuits	Name	Date of Hire	Date of Vacancy	# of Days Vacant	Status	Comments
1	Transition Director	Central	Laurie Stern	8/1/2013		0	1.00	
2	Program Manager	9,10,18	Melvin Guzman	12/14/2015		0	1.00	
3	Program Manager	6,12,13	Curtis Campogni	11/03/2013		0	1.00	
4	Transition Coordinator	9 (Orange, Osceola)	Bernadine West	5/29/2014		0	1.00	
5	Transition Coordinator	6 (Pasco, Pinellas)	Amanda Jacobson	07/10/2015		0	1.00	
6	Transition Coordinator	6 (Pasco, Pinellas)	Marvin Mouzon	8/1/2013		0	1.00	
7	Transition Coordinator	10 (Hardee, Highlands, Polk)	Lawrence Hunt	11/1/2013		0	1.00	
8	Transition Coordinator	12 (DeSoto, Manatee, Sarasota)	Elizabeth Compton		3/30/2016	1	1.00	
9	Transition Coordinator	13 (Hillsborough)	Alysia Smith	3/14/2014		0	1.00	
10	Transportation Worker	13 (Hillsborough)	Irina Piedl	5/1/20116		0	1.00	
11	Transition Coordinator	13 (Hillsborough)	Marileen Eubanks	8/1/2014		0	1.00	
	Transition Coordinator	9 (Orange, Osceola)	Derrell Hand	01/29/2015		0	1.00	
12	Transportation Worker	9 (Orange, Osceola)	David Austin	6/16/2015		0	1.00	
13	Transportation Worker	12 (DeSoto, Manatee, Sarasota)	Shawn Marsh	03/10/2015		0	1.00	
14	Transportation Worker	6 (Pasco, Pinellas)			11/9/2015	111	.5	
15	Transportation Worker	10 (Hardee, Highlands, Polk)	Elizabeth Aponte	04/20/2015		0	1.00	
16	Transportation Worker	18 (Brevard, Seminole)	Kimberly Deason	11/30/2015		0	.5	
17	Administrative Coordinator	ALL	Nyla Colon	1/6/2016		0	1.00	

Partner Staff Vacancies, March 31, 2016



	Budgeted Position	Circuits	Name	Date of Hire	Date of Vacancy	# of Days Vacant	Status	Comments
1	H&M Program Manager	10 (Hardee, Highlands, Polk), 12 (DeSoto, Manatee, Sarasota), 13 (Hillsborough), 18 (Brevard, Seminole)	Mack Thomas	8/1/2013		0	0.50	
2	HBI Program Manager	6 (Pasco, Pinellas), 9 (Orange, Osceola)	Clarence Zarnes	09/01/15		0	1.00	
3	HBI Mentoring Coordinator	ALL	Melissa Gelwitz	3/12/2014		0	0.50	
4	HBI Career Services Coordinator	6 (Pasco, Pinellas)	Britney Kelling	8/1/2013		0	1.00	
5	HBI Career Services Coordinator	9 (Orange, Osceola)	Crystal Dennis			0	1.00	
6	HBI Vocational Trainer	9 (Orange , Osceola)	Marquis Jolly	4/20/2015		0	1.00	
7	H&M Career Services Coordinator	10 (Hardee, Highlands, Polk)	Arlis Roberts	8/1/2013		0	1.00	
8	H&M Career Services Coordinator	12 (DeSoto, Manatee, Sarasota)	Hope Cross	4/7/2014		0	1.00	
9	H&M Career Services Coordinator	13 (Hillsborough)	Thaddeus Jenkins	3/24/2014		0	1.00	
10	ECKERD GED Instructor	18 (Brevard, Seminole)	Aubrey Kaufman	3/1/2016		0	0.50	
11	ECKERD GED Instructor & Education Coordinator	9 (Orange, Osceola)	Patrick Byerly	3/21/2014		0	1.00	
12	ECKERD GED Instructor	10 (Hardee, Highlands, Polk)	VACANT		1/18/2016	42	1.00	
13	ECKERD GED Instructor	13 (Hillsborough)	Victoria Seavey			0	0.50	
14	ECKERD GED Instructor	12 (DeSoto, Manatee, Sarasota)	Christophe Johnson	3/21/2014		0	0.50	