

The first name in second chances.SM

Eckerd

Central Region
November 5 , 2015

Host : Laurie, Stern : Transition Director



Central Florida Data Packet

for November 5, 2015

- [Performance Outputs](#)
- [Performance Outcomes](#)
- [Census Summary](#)
- [YTD Census Summary](#)
- [Census Trends](#)
- [YTD Discharge Analysis](#)
- [Timeliness of Admission](#)
- [Assessments](#)
- [Vocational Certifications](#)
- [Employment](#)
- [GED Certifications](#)
- [Skills Remediation](#)
- [Caseload](#)
- [Mentoring, 16-21](#)
- [Mentoring, 11-15](#)
- [Staff Vacancies](#)
- [Partner Staff Vacancies](#)



Performance Outputs

July 1, 2015 – November 2, 2015



	Output Measure	Numerator /	/ Denominator	Performance	Minimum Standard	Goal Achieved?
1	If referral is made while in residential commitment facility, youths shall be admitted to the program, with services beginning in four (4) business days.	65	65	100.00%	95.00%	YES
2	Youths referred for services shall be admitted to the program, and have service begin within five (5) business days, if the referral was made after the youth's release from commitment.	40	41	97.56%	95.00%	YES
3	Youths referred to receive vocational certification, complete the class and are certified. (HBI)	17	17	100.00%	85.00%	YES
4	Youths referred to receive vocational certification, complete the class and are certified. (H&M)	28	28	100.00%	85.00%	YES
5	Youths admitted for services, shall successfully complete the goals that were identified in the Service Plan. (Blue: Successful vs. All Discharges) (Green: Successful vs. Non-Successful)	85	121	70.2%	85.00%	NO
		85	85	100.00%	85.00%	YES
6	Youths successfully completing the program, shall be matched with a Pro-Social Supportive Adult.	71	84	84.52%	80.00%	YES



Performance Outcomes

July 1, 2015 to November 2, 2015



	Outcome Measure	Numerator /	/ Denominator	Performance	Minimum Standard	Goal Achieved?
1	Youth receiving services shall not be arrested for a new violation, and subsequently, adjudicated during services.	108	108	100.00%	75.00%	YES
2	Youth receiving services shall not be arrested for a new violation, and subsequently, adjudicated one (1) year after release from the program. (7/1/2014-10/2/2015)	52	61	85.25%	80.00%	YES
3	Youth completing vocational certification classes will be matched with employment.	43	45	95.56%	80.00%	YES
4	Youth completing vocational certification classes will be matched with employment. (From November,2nd,2014 to November 2nd, 2015)	137	143	95.80%	90.00%	YES
5	Youth receiving GED preparation classes will obtain a GED.	1	1	100.00%	80.00%	YES



Census Summary

October 6, 2015 to November 2, 2015

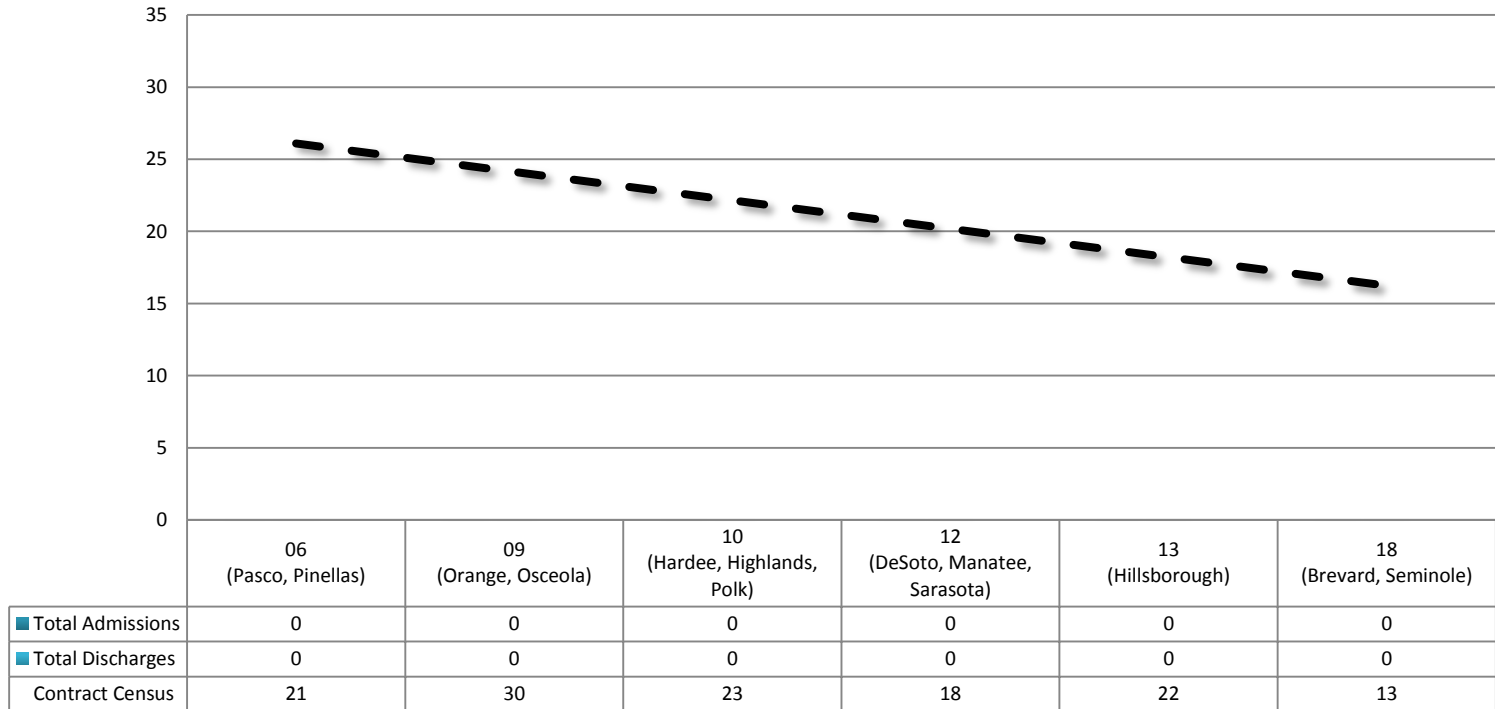


Circuit		Census					Projections		
		Beginning Census	Admissions	Discharges	Ending Census	Contract Census	Circuit	Projected Intakes (Within 30 Days)	Projected Discharges (Within 30 Days)
1	6 (Pasco, Pinellas)	13	6	3	15	21	6 (Pasco, Pinellas)	5	3
2	9 (Orange, Osceola)	23	6	5	24	30	9 (Orange, Osceola)	5	9
3	10 (Hardee, Highlands, Polk)	30	8	10	30	23	10 (Hardee, Highlands, Polk)	1	6
4	12 (DeSoto, Manatee, Sarasota)	20	5	8	17	18	12 (DeSoto, Manatee, Sarasota)	1	6
5	13 (Hillsborough)	20	5	8	19	22	13 (Hillsborough)	0	5
6	18 (Brevard, Seminole)	14	6	6	14	13	18 (Brevard, Seminole)	5	6
7	TOTAL	120	36	40	119	127	TOTAL	17	35

YTD Census Trend

July 1, 2015 – November 30, 2015

YTD Census Trend



The first name in second chances.SM



Eckerd.org

YTD Census Summary

July 1, 2015 to November 2, 2015



Contract Census	Admissions	Discharges	Total Served (Unduplicated)
21	27	28	26
30	30	27	26
23	37	33	27
18	25	20	18
22	31	33	23
13	18	15	13
127	168	156	133



YTD Discharge Analysis

July 1, 2015 to November 2, 2015



Circuit		Administrative Discharges					Early Termination		Full-Term Discharge		TOTALS
		Inactive Status (MH-SA-Medical-Detention-Jail-Travel)	Moved Out of Jurisdiction	Program Terminated, Inappropriate Placement, or Referral Withdrawn	Program Terminated-Inappropriate Placement-Referral Withdrawn by JPO	Unable to Locate for Intake-Refused Services	Jurisdiction Lost	Terminated-Court Order	Non-Completion, Referred Back to Court/DJJ	Program Successfully Completed	
1	6 (Pasco)	8	1	0	1	1	0	0	0	15	26
2	9 (Orange)	3	2	0	2	2	0	1	0	18	28
3	10 (Polk)	8	2	0	1	2	0	0	0	18	31
4	12 (Sarasota)	4	1	0	0	2	0	0	0	14	21
5	13 (Hillsborough)	6	1	0	3	0	1	0	0	13	24
6	18 (Brevard)	4	2	0	0	0	1	0	0	7	14
7	TOTAL	33	9	0	7	7	2	1	0	85	144



Timeliness of Admission

October 9, 2015 to November 2, 2015



	Circuit	Number of Intakes	Number of Timely Intakes	Percentage of Timely Intakes
1	6 (Pasco, Pinellas)	2	2	100.00%
2	9 (Orange, Osceola)	0	0	0.00%
3	10 (Hardee, Highlands, Polk)	1	1	100.00%
4	12 (DeSoto, Manatee, Sarasota)	1	1	100.00%
5	13 (Hillsborough)	0	0	0.00%
6	18 (Brevard, Seminole)	0	0	N/A
7	TOTAL	4	4	100.00%



Timeliness of Assessments

October 9, 2015 to November 2, 2015



	Circuit	Number of Assessments	Number of Timely Assessments	Percentage of Timely Assessments
1	6 (Pasco, Pinellas)	2	2	100.00%
2	9 (Orange, Osceola)	0	0	N/A
3	10 (Hardee, Highlands, Polk)	4	4	100.00%
5	12 (DeSoto, Manatee, Sarasota)	0	0	N/A
5	13 (Hillsborough)	0	0	N/A
6	18 (Brevard, Seminole)	0	0	N/A
7	TOTAL	6	6	100.00%

The first name in second chances.SM



Vocational Certifications

July 1, 2015 to November 2, 2015



Eckerd.org

	Circuit	Partner	Currently Enrolled in Vocational-Employability Skills Training	Total Vocational Certificates Issued Since October 20, 2015	Total YTD Vocational Certificates Issued	Total YTD Certificates Issued (Successfully Discharged)	Total YTD Vocational Certificate Training (Successfully Discharged)	Success Rate
1	6 (Pasco)	HBI	12	0	5	9	9	100.00%
2	9 (Orange)	HBI	15	0	12	8	8	100.00%
3	10 (Polk)	H&M	0	1	6	9	9	100.00%
4	12 (Sarasota)	H&M	4	0	7	8	8	100.00%
5	13 (Hillsborough)	H&M	0	1	9	9	9	100.00%
6	18 (Brevard)	H&M	1	0	1	2	2	100.00%
7	TOTAL		32	2	40	45	45	100.00%



Employment

July 1, 2015 to November 2, 2015



	Circuit	Partner	All Youth Served			Successful Discharges		
			Vocational Certificates Issued	Employed Youth Since October 20 th , 2015	All Youth Matched With Employment	Certified Youth	Certified Youth Matched With Employment	Success Rate
1	6 (Pasco)	HBI	5	1	11	9	8	88.89%
2	9 (Orange)	HBI	12	0	21	8	8	100.00%
3	10 (Polk)	H&M	6	0	10	9	9	100.00%
4	12 (Sarasota)	H&M	7	1	13	8	7	87.50%
5	13 (Hillsborough)	H&M	16	0	14	9	9	100.00%
6	18 (Brevard)	H&M	1	0	3	2	2	100.00%
7	TOTAL		47	2	72	45	43	95.56%

GED Certifications

July 1, 2015 to November 2, 2015

Circuit	Currently Enrolled in GED	Total Pre-GED Testing Completed	Language Arts Section of GED		Social Studies Section of GED		Science Section of GED		Math Section of GED		Total YTD GED Certificates Obtained	Success Rate
			Attempted	Passed	Attempted	Passed	Attempted	Passed	Attempted	Passed		
1 6 (Pasco, Pinellas)	0	0	0	0	0	0	0	0	0	0	0	N/A
2 9 (Orange, Osceola)	3	0	0	2	0	0	0	0	0	0	0	0.00%
3 10 (Hardee, Highlands, Polk)	0	0	0	0	0	0	0	0	0	0	0	N/A
4 12 (DeSoto, Manatee, Sarasota)	1	0	0	2	1	1	0	1	1	1	0	0.00%
5 13 (Hillsborough)	1	0	0	0	0	0	0	0	0	0	0	NaN
6 18 (Brevard, Seminole)	0	0	0	0	0	0	0	0	0	0	0	N/A
7 TOTAL	5	0	0	4	1	1	0	1	1	1	1	100.00%

Skills Remediation

July 1, 2015 to November 2, 2015

Circuit	Currently Enrolled in Skills Remediation	Number of Youth with Gains (Reassessment)			Number of Youth with Gains (Discharge)			YTD Skills Remediation Enrollment
		Math	Reading	Language	Math	Reading	Language	
1	6 (Pasco)	0	0	0	0	0	0	0
2	9 (Orange)	3	1	1	0	0	0	3
3	10 (Polk)	3	1	1	0	0	0	3
4	12 (Sarasota)	3	0	0	0	0	0	3
5	13 (Hillsborough)	1	0	0	0	0	0	1
6	18 (Brevard)	0	0	0	0	0	0	0
7	TOTAL	10	2	2	0	0	0	10

The first name in second chances.SM



Caseload

As of November 2, 2015

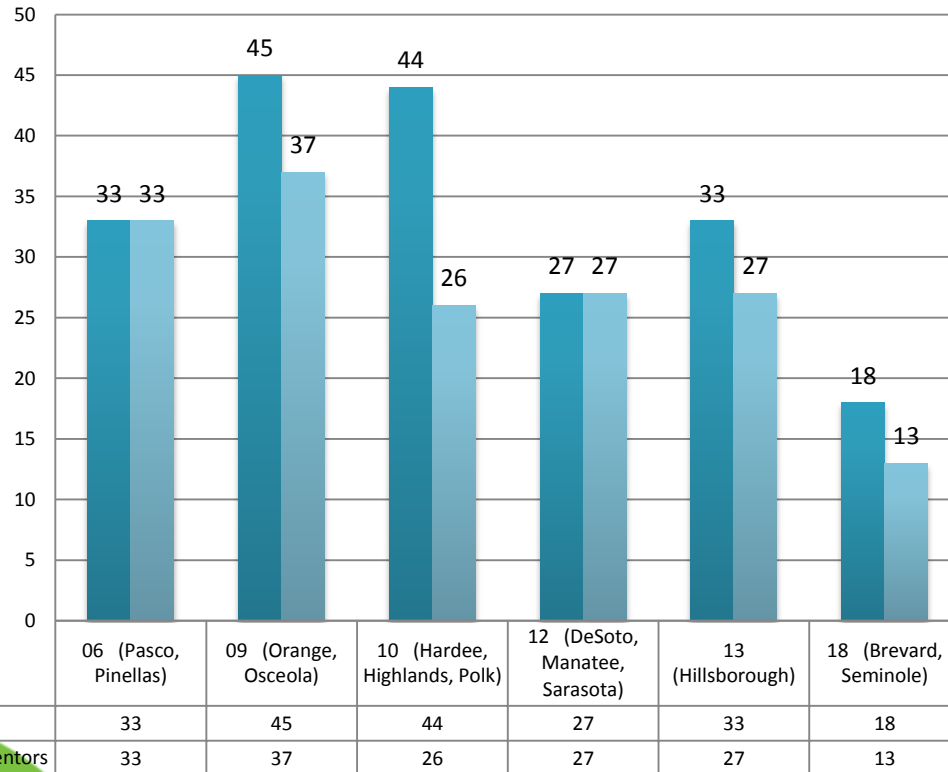


Circuit		Transition Coordinator	Community Caseload
1	6 (Pinellas)	Jacobson, Amanda	7
	6 (Pinellas)	Mouzon, Marvin	8
2	9 (Orange)	Hand, Derrell	14
	9 (Orange)	Laborda, Jeanette	9
3	10 (Polk)	Hunt, Lawrence	19
	10 (Polk)	Smith, Alysia	7
	10 (Polk)	Laborda, Jeanette	1
4	12 (Sarasota)	Compton, Elizabeth	21
5	13 (Hillsborough)	Jacobson, Amanda	6
	13 (Hillsborough)	Mouzon, Marvin	5
	13 (Hillsborough)	Smith, Alysia	7
6	18 (Brevard)	Eubanks, Marileen	14
		15 TOTAL	119

Mentoring 16 to 21 Year Olds

July 1, 2015 to November 2, 2015

**Mentoring
16 to 21 Year Olds**

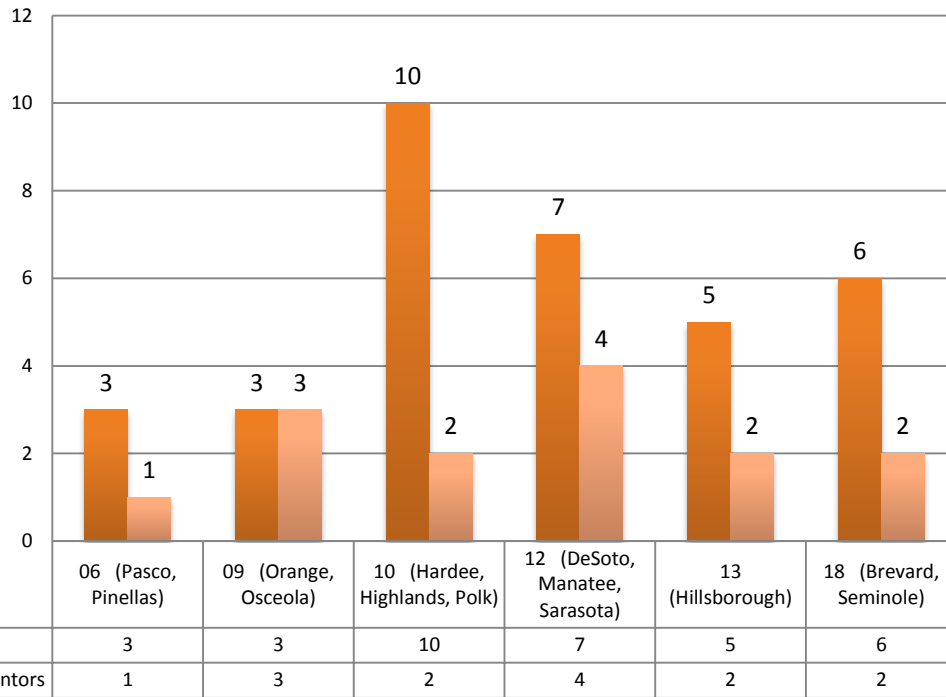


■ Total Current Active Youth	33	45	44	27	33	18
■ Total Current Active Youth, Matched With Mentors	33	37	26	27	27	13

Mentoring 11 to 15 Year Olds

July 1, 2015 to November 2, 2015

**Mentoring
11 to 15 Year Olds**



Staff Vacancies, As of November 2, 2015

	Budgeted Position	Circuits	Name	Date of Hire	Date of Vacancy	# of Days Vacant	Status	Comments
1	Transition Director		Laurie Stern	8/1/2013		0	1.00	
2	Program Manager	9,10,18			9/12/2015	51	1.00	Candidate in BG screening/ Pending 12/14 hire date
3	Program Manager	6,12,13	Curtis Campogni	11/03/2013		0	1.00	
4	Transition Coordinator	9 (Orange, Osceola)	Bernadine West	5/29/2014		0	1.00	
5	Transition Coordinator	6 (Pasco, Pinellas)	Amanda Jacobson	07/10/2015		0	1.00	
6	Transition Coordinator	6 (Pasco, Pinellas)	Marvin Mouzon	8/1/2013		0	1.00	
7	Transition Coordinator	10 (Hardee, Highlands, Polk)	Lawrence Hunt	11/1/2013		0	1.00	
8	Transition Coordinator	12 (DeSoto, Manatee, Sarasota)	Elizabeth Compton	3/14/2014		0	1.00	
9	Transition Coordinator	13 (Hillsborough)	Alysia Smith	3/14/2014		0	1.00	
10	Transportation Worker	13 (Hillsborough)	Alfred Pyles	8/6/2014		0	1.00	
11	Transition Coordinator	13 (Hillsborough)	Marileen Eubanks	8/1/2014		0	1.00	
	Transition Coordinator	9 (Orange, Osceola)	Derrell Hand	01/29/2015		0	1.00	
12	Transportation Worker	9 (Orange, Osceola)	David Austin	6/16/2015		0	1.00	
13	Transportation Worker	12 (DeSoto, Manatee, Sarasota)	Shawn Marsh	03/10/2015		0	1.00	
14	Transportation Worker	6 (Pasco, Pinellas)	Rise Hamerling	10/20/2015		0	1.00	Pending opening on 11/9
15	Transportation Worker	10 (Hardee, Highlands, Polk)	Elizabeth Aponte	04/20/2015		0	1.00	
16	Transportation Worker	18 (Brevard, Seminole)			6/12/2015	128	1.00	Selected candidate on 10/7, in BSU stage
17	Administrative Coordinator	ALL	Debora Etheridge	8/12/2013		0	1.00	

Partner Staff Vacancies, As of November 2, 2015

	Budgeted Position	Circuits	Name	Date of Hire	Date of Vacancy	# of Days Vacant	Status	Comments
1	H&M Program Manager	10 (Hardee, Highlands, Polk), 12 (DeSoto, Manatee, Sarasota), 13 (Hillsborough), 18 (Brevard, Seminole)	Mack Thomas	8/1/2013		0	0.50	
2	HBI Program Manager	6 (Pasco, Pinellas), 9 (Orange, Osceola)	Clarence Zarnes	09/01/15		0	1.00	
3	HBI Mentoring Coordinator	ALL	Melissa Gelwitz	3/12/2014		0	0.50	
4	HBI Career Services Coordinator	6 (Pasco, Pinellas)	Britney Kelling	8/1/2013		0	1.00	
5	HBI Career Services Coordinator	9 (Orange, Osceola)	Marquis Jolly	4/20/215		0	1.00	
6	HBI Vocational Trainer	9 (Orange , Osceola)	Crystal Dennis	9/8/2014		0	1.00	
7	H&M Career Services Coordinator	10 (Hardee, Highlands, Polk)	Arlis Roberts	8/1/2013		0	1.00	
8	H&M Career Services Coordinator	12 (DeSoto, Manatee, Sarasota)	Hope Cross	4/7/2014		0	1.00	
9	H&M Career Services Coordinator	13 (Hillsborough)	Thaddeus Jenkins	3/24/2014		0	1.00	
10	ECKERD GED Instructor	18 (Brevard, Seminole)	VACANT		08/17/15	76	0.50	
11	ECKERD GED Instructor & Education Coordinator	9 (Orange, Osceola)	Patrick Byerly	3/21/2014		0	1.00	
12	ECKERD GED Instructor	10 (Hardee, Highlands, Polk)	Christophe Johnson	3/19/2014		0	1.00	
13	ECKERD GED Instructor	13 (Hillsborough)	VACANT		10/21/2015	12	0.50	
14	ECKERD GED Instructor	12 (DeSoto, Manatee, Sarasota)	Cheryl Haley	4/1/2014		0	0.50	