

The first name in second chances.SM

Eckerd

South Region
September 3, 2015

Conference Line: (855) 244-8681
Participant Pin: 74443241#

Host: Claudia Laos, Transition Director



South Florida Data Packet

for September 3, 2015

- [Performance Outputs](#)
- [Performance Outcomes](#)
- [Census Summary](#)
- [YTD Census Summary](#)
- [Census Trends](#)
- [YTD Discharge Analysis](#)
- [Timeliness of Admission](#)
- [Assessments](#)
- [Vocational Certifications](#)
- [Employment](#)
- [GED Certifications](#)
- [Skills Remediation](#)
- [Caseload](#)
- [Mentoring, 16-21](#)
- [Mentoring, 11-15](#)
- [Staff Vacancies](#)
- [Partner Staff Vacancies](#)



Performance Outputs

July 1, 2015 – August 31, 2015



	Output Measure	Numerator /	/ Denominator	Performance	Minimum Standard	Goal Achieved?
1	If referral is made while in residential commitment facility, youths shall be admitted to the program, with services beginning in four (4) business days.	34	34	100.00%	95.00%	YES
2	Youths referred for services shall be admitted to the program, and have service begin within five (5) business days, if the referral was made after the youth's release from commitment.	30	30	100.00%	95.00%	YES
3	Youths referred to receive vocational certification, complete the class and are certified. HBI	17	17	100.00%	85.00%	YES
4	Youths referred to receive vocational certification, complete the class and are certified. H&M	15	15	100.00%	85.00%	YES
5	Youths admitted for services, shall successfully complete the goals that were identified in the Service Plan. (Blue: Successful vs. All Discharges) (Green: Successful vs. Non-Successful)	49	73	67.12%	85.00%	NO
		49	49	100.00%	85.00%	YES
6	Youths successfully completing the program, shall be matched with a Pro-Social Supportive Adult.	48	49	97.96%	80.00%	YES



Performance Outcomes

July 1, 2015 to August 31, 2015



	Outcome Measure	Numerator /	/ Denominator	Performance	Minimum Standard	Goal Achieved?
1	Youth receiving services shall not be arrested for a new violation, and subsequently, adjudicated during services.	85	85	100.00%	80.00%	YES
2	Youth receiving services shall not be arrested for a new violation, and subsequently, adjudicated one (1) year after release from the program.	9	9	100.00%	80.00%	YES
3	Youth successfully completing services shall demonstrate improvement in a minimum of one identified criminogenic risk-factor, as identified by the department's Positive Achievement Change Tool. (Data is based on Moderate-High, or High Risk to Re-Offend.)	15	27	56.00%	90.00%	NO
4	Youth completing vocational certification classes will be matched with employment.	32	32	100.00%	80.00%	YES
5	Youth completing vocational certification classes will be matched with employment. (From August 3, 2014 to August 3, 2015)	152	139	91.45%	80.00%	YES
6	Youth receiving GED preparation classes will obtain a GED.	0	0	N/A	80.00%	N/A



Census Summary

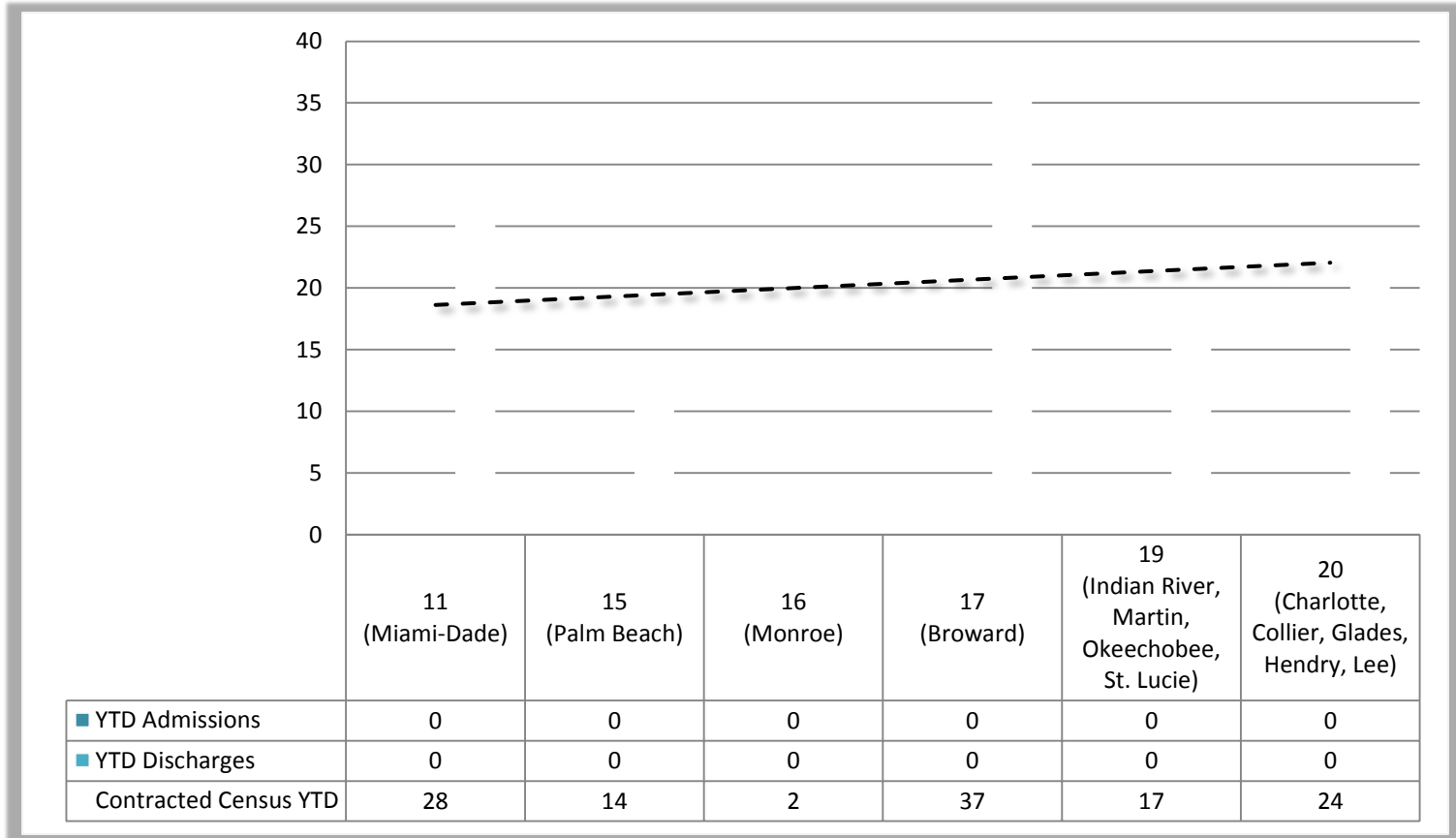
September 1, 2015 to September 30, 2015



Census							Projections	
Circuit	Beginning Census	Admissions	Discharges	Ending Census	Contract Census	Circuit	Projected Intakes (Within 30 Days)	Projected Discharges (Within 30 Days)
1 11 (Miami-Dade)	34	1	0	35	28	11 (Miami-Dade)	10	10
2 15 (Palm Beach)	14	0	0	14	19	15 (Palm Beach)	2	8
3 16 (Monroe)	0	0	0	0	2	16 (Monroe)	0	0
4 17 (Broward)	31	0	0	31	37	17 (Broward)	7	4
5 19 (Indian River, Martin, Okeechobee, St. Lucie)	12	2	0	12	17	19 (Indian River, Martin, Okeechobee, St. Lucie)	4	2
6 20 (Charlotte, Collier, Glades, Hendry, Lee)	16	0	0	16	24	20 (Charlotte, Collier, Glades, Hendry, Lee)	3	8
7 TOTAL	107	3	0	108	127	TOTAL	26	32

YTD Census Trend

September 1, 2015 to September 30, 2015



The first name in second chances.SM



Eckerd.org

YTD Census Summary

July 1, 2015 to August 31, 2015



	Circuit	Contract Census	Admissions	Discharges	Total Served (Unduplicated)
1	11 (Miami-Dade)	28	28	29	59
2	15 (Palm Beach)	19	7	16	30
3	16 (Monroe)	2	0	2	2
4	17 (Broward)	37	36	29	59
5	19 (Indian River, Martin, Okeechobee, St. Lucie)	17	10	11	20
6	20 (Charlotte, Collier, Glades, Hendry, Lee)	24	14	20	35
7	TOTAL	127	95	107	205



YTD Discharge Analysis

July 1, 2015 to August 31, 2015



Circuit		Administrative Discharges					Early Termination		Full-Term Discharge		TOTALS
		Inactive Status (MH-SA-Medical-Detention-Jail-Travel)	Moved Out of Jurisdiction	Program Terminated-Inappropriate Placement-Referral Withdrawn	Program Terminated-Inappropriate Placement-Referral **NEW** Withdrawn by JPO	Unable to Locate for Intake-Refused Services	Jurisdiction Lost	Terminated-Court Order	Non-Completion, Referred Back to Court/DJJ	Program Successfully Completed	
1	11 (Miami-Dade)	5	0	0	4	7	0	0	0	13	29
2	15 (Palm Beach)	6	0	0	1	1	0	0	0	8	16
3	16 (Monroe)	1	0	0	0	0	0	0	0	1	2
4	17 (Broward)	4	0	0	6	3	0	0	0	16	29
5	19 (Okeechobee)	3	0	0	1	4	0	0	0	3	11
6	20 (Collier)	4	0	0	5	2	0	1	0	8	20
7	TOTAL	23	0	0	17	17	0	1	0	49	107



Timeliness of Admission

August 18, 2015 to August 31, 2015




	Circuit	Number of Intakes	Number of Timely Intakes	Percentage of Timely Intakes
1	11 (Miami-Dade)	5	5	100.00%
2	15 (Palm Beach)	0	0	0.00%
3	16 (Monroe)	0	0	0.00%
4	17 (Broward)	8	8	100.00%
5	19 (Indian River, Martin, Okeechobee, St. Lucie)	1	1	100.00%
6	20 (Charlotte, Collier, Glades, Hendry, Lee)	1	1	100.00%
7	TOTAL	15	15	100.00%



Timeliness of Assessments

August 18, 2015 to August 31, 2015



	Circuit	Number of Assessments	Number of Timely Assessments	Percentage of Timely Assessments
1	11 (Miami-Dade)	11	9	81.82%
2	15 (Palm Beach)	0	0	N/A
3	16 (Monroe)	0	0	N/A
4	17 (Broward)	6	6	100.00%
5	19 (Indian River, Martin, Okeechobee, St. Lucie)	2	2	100.00%
6	20 (Charlotte, Collier, Glades, Hendry, Lee)	2	2	100.00%
7	TOTAL	21	19	90.47%



Vocational Certifications

July 1, 2015 to August 31, 2015



	Circuit	Partner	Currently Enrolled in Vocational/Employability Skills Training	Total Vocational Certificates Issued Since August 18, 2015	Total YTD Vocational Certificates Issued	Total YTD Certificates Issued (Successfully Discharged)	Total YTD Vocational Certificate Training (Successfully Discharged)	Success Rate
1	11 (Miami-Dade)	H&M	4	2	7	10	10	100.00%
2	15 (Palm Beach)	HBI	4	0	4	1	1	100.00%
3	16 (Monroe)	Eckerd	0	0	1	1	1	100.00%
4	17 (Broward)	HBI	9	3	14	15	15	100.00%
5	19 (Indian River, Martin, Okeechobee, St. Lucie)	2	1	3	3	1	1	100.00%
6	20 (Charlotte, Collier, Glades, Hendry, Lee)	2	1	1	3	4	4	100.00%
7	TOTAL		21	7	32	32	32	100.00%



Employment

July 1, 2015 to August 31, 2015



Circuit	Partner	All Youth Served			Successful Discharges			
		Vocational Certificates Issued	Employed Youth Since August 18, 2015	All Youth Matched With Employment	Certified Youth	Certified Youth Matched With Employment	Success Rate	
1	11 (Miami-Dade)	H&M	7	0	32	10	10	100.00%
2	15 (Palm Beach)	HBI	4	0	3	1	1	100.00%
3	16 (Monroe)	Eckerd	1	0	1	1	1	100.00%
4	17 (Broward)	HBI	14	0	15	15	15	100.00%
5	19 (Indian River, Martin, Okeechobee, St. Lucie)	H&M	3	1	3	1	1	100.00%
6	20 (Charlotte, Collier, Glades, Hendry, Lee)	H&M	2	1	7	4	4	100.00%
7	TOTAL		31	2	61	32	32	100.00%



GED Certifications

July 1, 2015 to August 31, 2015



Circuit	Currently Enrolled in GED	Total Pre-GED Testing Completed	Language Arts Section of GED		Social Studies Section of GED		Science Section of GED		Math Section of GED		Total YTD GED Certificates Obtained	Success Rate
			Attempted	Passed	Attempted	Passed	Attempted	Passed	Attempted	Passed		
1 11 (Miami-Dade)	0	0	0	0	0	0	0	0	0	0	0	0.00%
2 15 (Palm Beach)	0	0	0	0	0	0	0	0	0	0	0	NaN
3 16 (Monroe)	0	0	0	0	0	0	0	0	0	0	0	N/A
4 17 (Broward)	0	0	0	0	0	0	0	0	0	0	0	NaN
5 19 (Indian River, Martin, Okeechobee, St. Lucie)	0	0	0	0	0	0	0	0	0	0	0	NaN
6 20 (Charlotte, Collier, Glades, Hendry, Lee)	0	0	0	0	0	0	0	0	0	0	0	0.00%
7 TOTAL	0	0	0	0	0	0	0	0	0	0	0	NaN



Skills Remediation

July 1, 2015 to August 31, 2015



Circuit	Currently Enrolled in Skills Remediation	Number of Youth with Gains (Reassessment)			Number of Youth with Gains (Discharge)			YTD Skills Remediation Enrollment
		Math	Reading	Language	Math	Reading	Language	
1	11 (Miami-Dade)	9	7	8	0	0	0	23
2	15 (Palm Beach)	1	6	6	0	0	0	7
3	16 (Monroe)	0	0	0	0	0	0	0
4	17 (Broward)	3	0	0	0	1	0	9
5	19 (Okeechobee)	2	0	1	0	0	0	4
6	20 (Lee)	0	0	1	0	0	0	0
7	TOTAL	21	12	13	0	1	0	43



Caseload

As of August 31, 2015

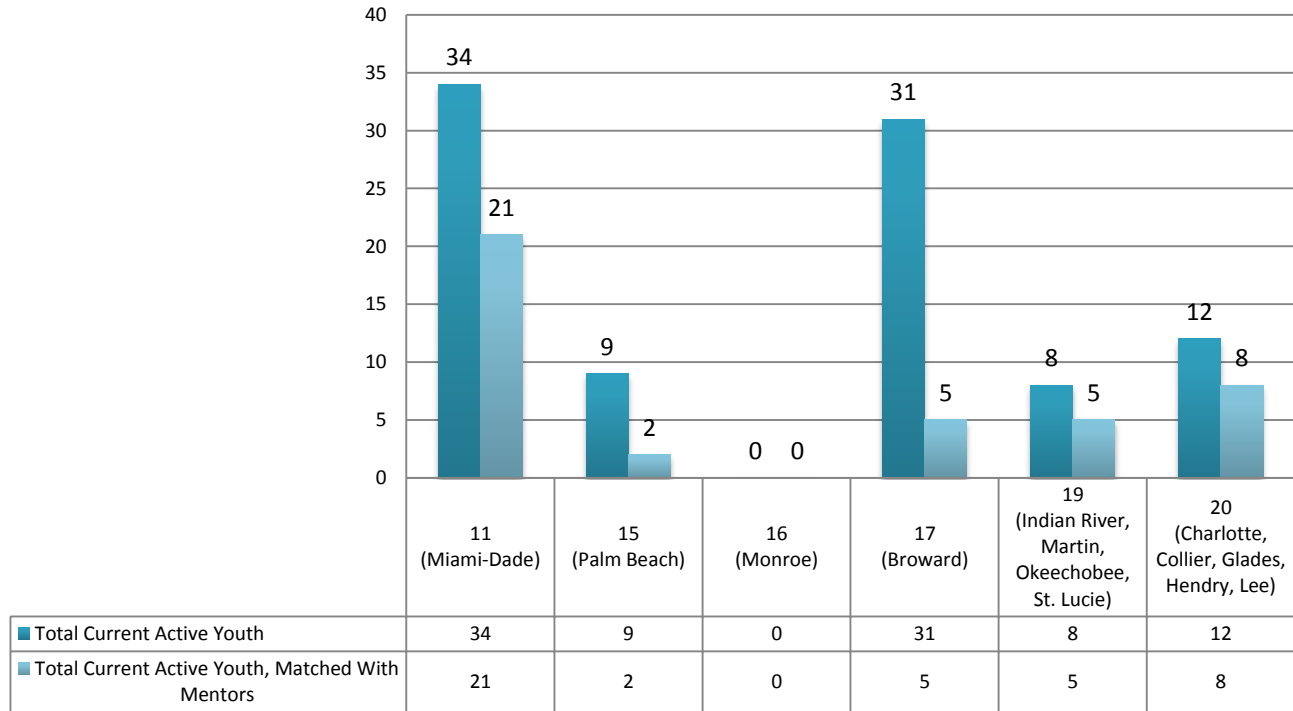


Circuit		Transition Coordinator	Community Caseload
1	11 (Miami-Dade)	Kelly, Errol	15
	11 (Miami-Dade)	McIntyre, Harold	20
2	15 (Palm Beach)	Bostick, Aquanett	14
4	17 (Broward)	Leno, Christopher	17
	17 (Broward)	Malcolm, Oshane	14
5	19 (St. Lucie)	Norwood, Lashune	12
6	20 (Lee)	Mackenzie, Elizabeth	2
	20 (Lee)	Needle, Karen	13
	20 (Lee)	Norwood, Lashune	1
		TOTAL	108

Mentoring 16 to 21 Year Olds

July 1, 2015 to August 31, 2015

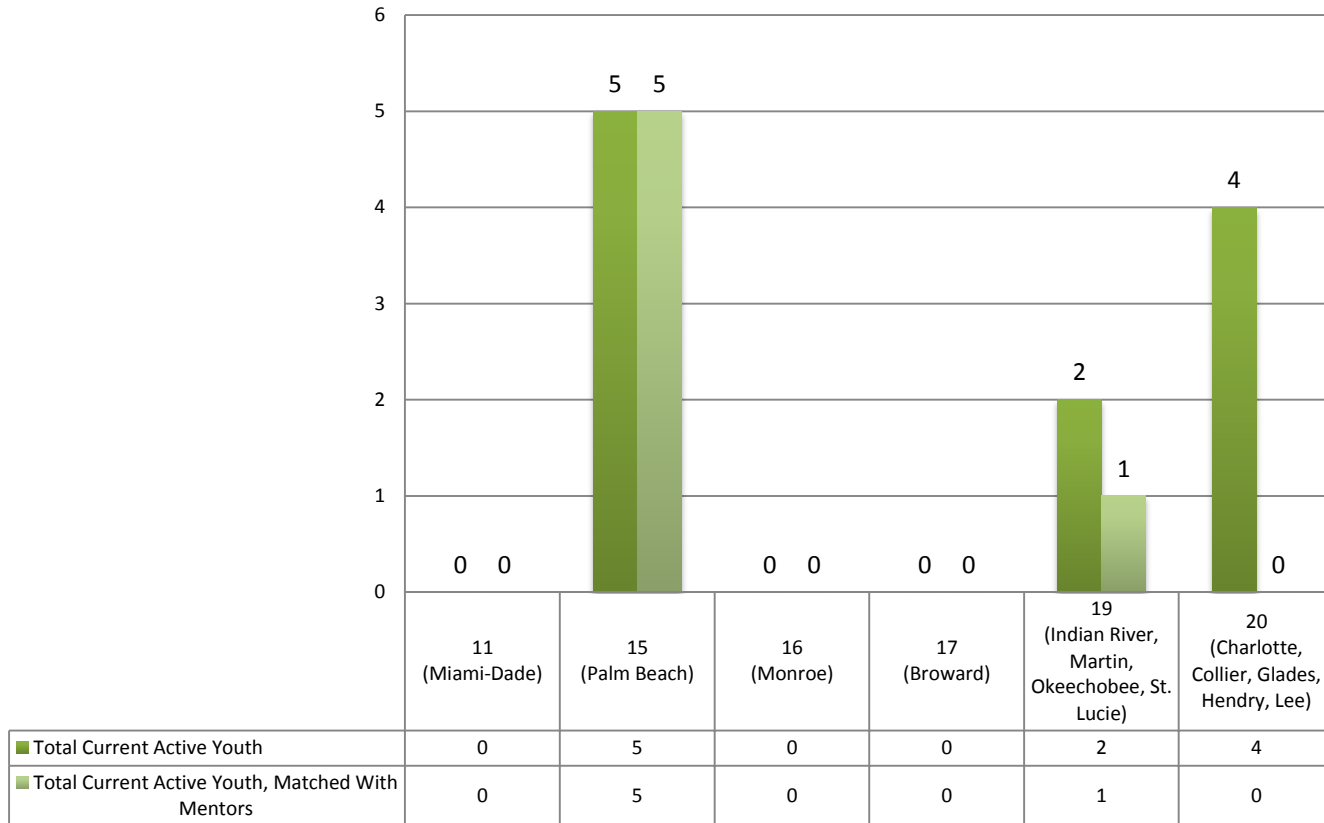
Mentoring 16 to 21 Year Olds



Mentoring 11 to 15 Year Olds

July 1, 2015 to August 31, 2015

Mentoring 11 to 15 Year Olds



Staff Vacancies, As of August 31, 2015

Budgeted Position	Circuits	Name	Date of Hire	Date of Vacancy	# of Days Vacant	Status	Comments
Transition Director		Claudia Laos	8/1/2013		0	1	
Program Manager (East)		William Henderson	10/7/2013		0	1	
Program Manager (West)		Elizabeth MacKenzie	5/19/2014		0	1	
Transition Coordinator	17 (Broward)	O'Shane Malcolm	8/1/2013		0	1	
Transition Coordinator	11 (Miami)	Errol Kelly	4/7/2014		0	1	
Transition Coordinator	17 (Broward)	Karen Needle	3/10/2014		0	1	Updated from C20 on 7/1/15
Transition Coordinator	11 (Miami-Dade)	Harold McIntyre	8/1/2013		0	1	
Transition Coordinator	17 (Broward)	Christopher Leno	8/3/15				Promoted/Hired as TSS 2/16/15 (Vacated by J. Laborda)
Transition Coordinator	20 (Charlotte, Collier, Glades, Hendry, Lee)	Kelly Starke	8/19/15	7/1/15	20	1	HIRE
Transition Coordinator	19 (Indian River, Martin, Okeechobee, St. Lucie)	Lashune Norwood	3/31/2014		0	1	
Transition Coordinator	15 (Palm Beach)	Aquanett Bostick	2/3/2014		0	1	
Transition Support Specialist	17 (Broward)	Vacant		8/3/15	0	1	Covered by TCs and HBI
Transition Support Specialist	19 (Indian River, Martin, Okeechobee, St. Lucie)	Michael Thomas	9/15/14	7/17/2014	61	1	Hired-Started 9/15
Transition Support Specialist	15 (Palm Beach)	Leroy Powell	4/1/2014		0	0.5	
Transition Support Specialist	20 (Charlotte, Collier, Glades, Hendry, Lee)	Janet Dinsmore	5/4/15			1	Hired
Transition Support Specialist	11 (Miami-Dade)	Tashonda Kirkland	7/24/15		0	1	Hired
Transportation Worker	11 (Miami Dade) (PT)	VACANT		2/23/2015	180 Days		In Clearance
Transportation Worker	15 (Palm Beach) (On-Call)	Shanea Bracy	1/26/15	6/12/2014	209	0.5	Started 1/26/15
Administrative Coordinator		Melissa Cociffi	8/1/2013		0	1	

Partner Staff Vacancies, As of August 31, 2015

Budgeted Position	Circuits	Name	Date of Hire	Date of Vacancy	# of Days Vacant	Status	Comments
HBI Regional Program Manager	Project Bridge South	Clarence Zanes	9/2/15	None	0	1	Support by Guido Torres
HBI Sr. Program Manager	Circuits 15 & 17	Vacant	In Clearance				Tentative Start Date of 9/9/15 (Marie Dean)
HBI Career Services Coordinator	15 (Palm Beach)	Amanda Govero		2/9/15	35	1	Hired
HBI Vocational Instructor	17 (Broward)	Ronnie Sills	9/9/2013		0	1	
HBI Mentoring Coordinator	ALL	Melissa Geiwitz	3/12/2014		0	0.5	
H&M Program Manager	Circuits 11, 17, 19, and 20	Mack Thomas	8/1/2013		0	0.5	
H&M Data Analyst	South Region	Yolanda Rucker	10/7/2013		0	1	
H&M Career Services Coordinator	19 (Indian River, Martin, Okeechobee, St. Lucie)	Jacqueline Rhaheed	12/3/2012		0	1	
H&M Career Services Coordinator	11 (Miami-Dade)	Yolanda Jester	6/15/15		0	1	
H&M Career Services Coordinator	11 (Miami-Dade)	Paula Ramirez	10/21/2013			1	
H&M Career Services Coordinator	20 (Charlotte, Collier, Glades, Hendry, Lee)	Rene Vanpoelvoorde					
Eckerd Education Regional Program Manager	ALL	Frank Mizell			0	0.5	
ECKERD GED Instructor	20 (Charlotte, Collier, Glades, Hendry, Lee)	Karen Maxwell	7/29/15	4/14/15	0	0.5	Hired
ECKERD GED Instructor	19 (Indian River, Martin, Okeechobee, St. Lucie)	Vacant	Vacant	8/11/2014	66	1	Vacant
ECKERD GED Instructor	11 (Miami-Dade)	Vacant	Vacant	8/21/15	0	1	Hired
ECKERD GED Instructor	17 (Broward), 19 (Indian River, Martin, Okeechobee, St. Lucie)	Claire Nomura	10/21/2013		0	1	
ECKERD GED Instructor	15 (Palm Beach)	Ketnise Dulcio		11/28/14	18	0.5	Hired