

The first name in second chances.<sup>SM</sup>

# Eckerd

Central Region  
September 3, 2015

Conference Line(855) 244-8681  
Participant Pin: 734 567 39 #  
Host : Ryan Salzer, Transition Director



# Central Florida Data Packet

for September 3, 2015

- [Performance Outputs](#)
- [Performance Outcomes](#)
- [Census Summary](#)
- [YTD Census Summary](#)
- [Census Trends](#)
- [YTD Discharge Analysis](#)
- [Timeliness of Admission](#)
- [Assessments](#)
- [Vocational Certifications](#)
- [Employment](#)
- [GED Certifications](#)
- [Skills Remediation](#)
- [Caseload](#)
- [Mentoring, 16-21](#)
- [Mentoring, 11-15](#)
- [Staff Vacancies](#)
- [Partner Staff Vacancies](#)



# Performance Outputs

## July 1, 2015 – August 31, 2015



	Output Measure	Numerator /	/ Denominator	Performance	Minimum Standard	Goal Achieved?
1	If referral is made while in residential commitment facility, youths shall be admitted to the program, with services beginning in four (4) business days.	31	31	100.00%	95.00%	YES
2	Youths referred for services shall be admitted to the program, and have service begin within five (5) business days, if the referral was made after the youth's release from commitment.	17	19	89.47%	95.00%	NO
3	Youths referred to receive vocational certification, complete the class and are certified. <b>(HBI)</b>	9	9	100.00%	85.00%	YES
4	Youths referred to receive vocational certification, complete the class and are certified. <b>(H&amp;M)</b>	13	13	100.00%	85.00%	YES
5	Youths admitted for services, shall successfully complete the goals that were identified in the Service Plan. <b>(Blue: Successful vs. All Discharges)</b> <b>(Green: Successful vs. Non-Successful)</b>	35	63	55.56%	85.00%	NO
		35	35	100.00%	85.00%	YES
6	Youths successfully completing the program, shall be matched with a Pro-Social Supportive Adult.	32	32	100.00%	80.00%	YES



# Performance Outcomes

July 1, 2015 to August 31, 2015



	Outcome Measure	Numerator /	/ Denominator	Performance	Minimum Standard	Goal Achieved?
1	Youth receiving services shall not be arrested for a new violation, and subsequently, adjudicated during services.	63	63	100.00%	80.00%	YES
2	Youth receiving services shall not be arrested for a new violation, and subsequently, adjudicated one (1) year after release from the program.	5	7	71.43%	80.00%	NO
3	Youth successfully completing services shall demonstrate improvement in a minimum of one identified criminogenic risk-factor, as identified by the department's Positive Achievement Change Tool. (Data is based on Moderate-High, or High Risk to Re-Offend.)	11	17	64.72%	90.00%	NO
4	Youth completing vocational certification classes will be matched with employment.	21	22	95.45%	80.00%	YES
5	Youth completing vocational certification classes will be matched with employment. (From August 3 <sup>rd</sup> , 2014 to August 3 <sup>rd</sup> , 2015)	130	137	94.89%	90.00%	YES
6	Youth receiving GED preparation classes will obtain a GED.	0	0	N/A	80.00%	N/A



# Census Summary

September 1, 2015 to September 30, 2015

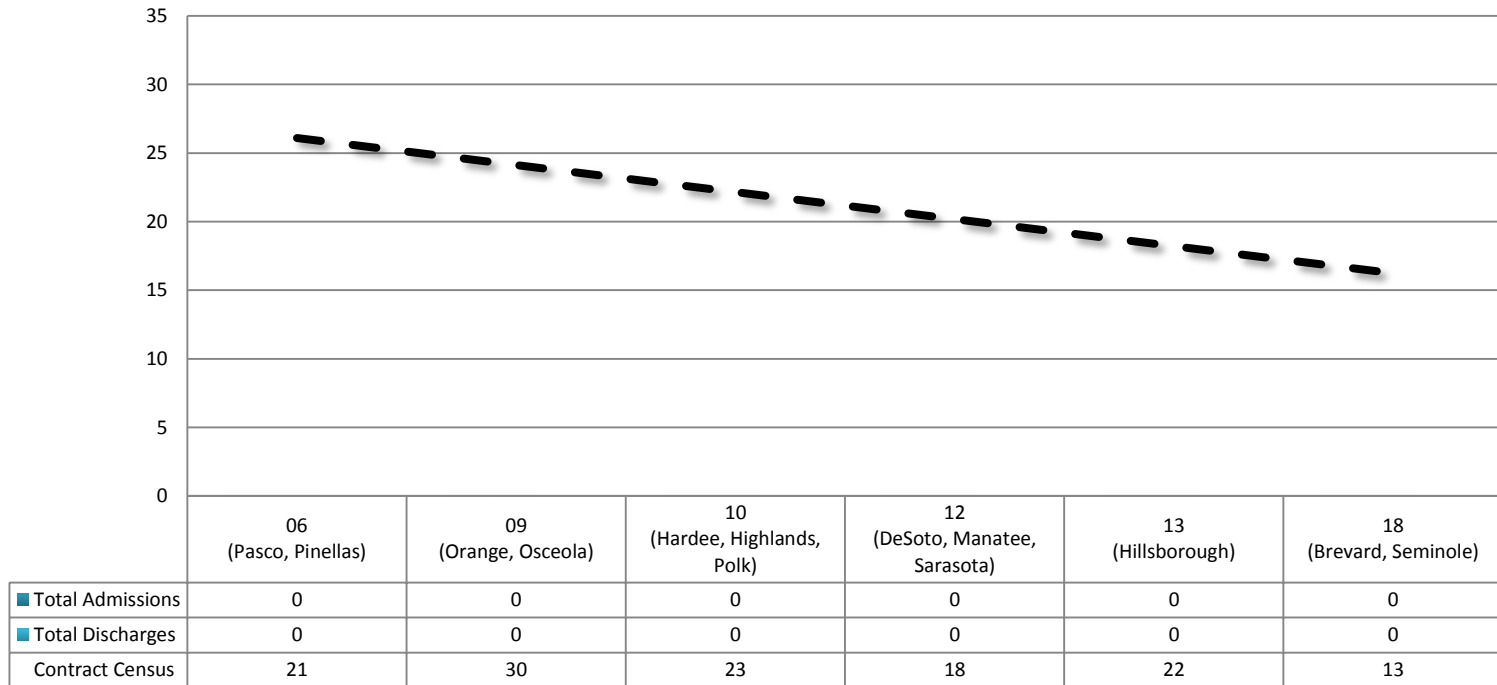


Circuit		Census					Projections		
		Beginning Census	Admissions	Discharges	Ending Census	Contract Census	Circuit	Projected Intakes (Within 30 Days)	Projected Discharges (Within 30 Days)
1	6 (Pasco, Pinellas)	13	0	0	13	21	6 (Pasco, Pinellas)	4	4
2	9 (Orange, Osceola)	25	0	0	25	30	9 (Orange, Osceola)	6	5
3	10 (Hardee, Highlands, Polk)	25	0	0	25	23	10 (Hardee, Highlands, Polk)	9	5
4	12 (DeSoto, Manatee, Sarasota)	18	0	0	18	18	12 (DeSoto, Manatee, Sarasota)	6	4
5	13 (Hillsborough)	19	0	0	19	22	13 (Hillsborough)	2	4
6	18 (Brevard, Seminole)	16	0	0	16	13	18 (Brevard, Seminole)	3	3
7	<b>TOTAL</b>	<b>116</b>	<b>0</b>	<b>0</b>	<b>116</b>	<b>127</b>	<b>TOTAL</b>	<b>30</b>	<b>25</b>

# YTD Census Trend

September 1, 2015 – September 30, 2015

YTD Census Trend



The first name in second chances.<sup>SM</sup>



Eckerd.org

# YTD Census Summary

July 1, 2015 to August 31, 2015



Contract Census	Admissions	Discharges	Total Served (Unduplicated)
21	14	15	25
30	19	15	39
23	18	14	38
18	13	9	25
22	20	16	30
13	13	7	23
<b>127</b>	<b>97</b>	<b>76</b>	<b>180</b>



# YTD Discharge Analysis

## July 1, 2015 to August 31, 2015



Circuit		Administrative Discharges					Early Termination		Full-Term Discharge		TOTALS
		Inactive Status (MH-SA-Medical-Detention-Jail-Travel)	Moved Out of Jurisdiction	Program Terminated, Inappropriate Placement, or Referral Withdrawn	Program Terminated-Inappropriate Placement-Referral Withdrawn by JPO	Unable to Locate for Intake-Refused Services	Jurisdiction Lost	Terminated-Court Order	Non-Completion, Referred Back to Court/DJJ	Program Successfully Completed	
1	<b>6 (Pasco)</b>	6	0	0	1	1	0	0	0	7	15
2	<b>9 (Orange)</b>	3	0	0	2	2	0	0	0	8	15
3	<b>10 (Polk)</b>	5	1	0	1	0	0	0	0	7	14
4	<b>12 (Sarasota)</b>	5	0	0	0	0	0	0	0	4	9
5	<b>13 (Hillsborough)</b>	6	0	0	3	0	1	0	0	6	16
6	<b>18 (Brevard)</b>	2	2	0	0	0	0	0	0	3	7
7	<b>TOTAL</b>	<b>27</b>	<b>3</b>	<b>0</b>	<b>7</b>	<b>3</b>	<b>1</b>	<b>0</b>	<b>0</b>	<b>35</b>	<b>76</b>





# Timeliness of Admission

August 18, 2015 to August 31, 2015



	Circuit	Number of Intakes	Number of Timely Intakes	Percentage of Timely Intakes
1	<b>6</b> (Pasco, Pinellas)	0	0	N/A
2	<b>9</b> (Orange, Osceola)	4	4	100.00%
3	<b>10</b> (Hardee, Highlands, Polk)	1	1	100.00%
4	<b>12</b> (DeSoto, Manatee, Sarasota)	1	1	100.00%
5	<b>13</b> (Hillsborough)	5	5	100.00%
6	<b>18</b> (Brevard, Seminole)	0	0	N/A
7	<b>TOTAL</b>	<b>11</b>	<b>11</b>	<b>100.00%</b>



# Timeliness of Assessments

August 18, 2015 to August 31, 2015



	Circuit	Number of Assessments	Number of Timely Assessments	Percentage of Timely Assessments
1	<b>6</b> (Pasco, Pinellas)	<b>0</b>	<b>0</b>	<b>N/A</b>
2	<b>9</b> (Orange, Osceola)	<b>8</b>	<b>8</b>	<b>100.00%</b>
3	<b>10</b> (Hardee, Highlands, Polk)	<b>0</b>	<b>2</b>	<b>100.00%</b>
5	<b>12</b> (DeSoto, Manatee, Sarasota)	<b>2</b>	<b>2</b>	<b>100.00%</b>
5	<b>13</b> (Hillsborough)	<b>4</b>	<b>4</b>	<b>100.00%</b>
6	<b>18</b> (Brevard, Seminole)	<b>0</b>	<b>0</b>	<b>N/A</b>
7	<b>TOTAL</b>	<b>14</b>	<b>14</b>	<b>100.00%</b>



# Vocational Certifications

July 1, 2015 to August 31, 2015



[Eckerd.org](http://Eckerd.org)

	Circuit	Partner	Currently Enrolled in Vocational-Employability Skills Training	Total Vocational Certificates Issued Since August 18 <sup>th</sup> , 2015	Total YTD Vocational Certificates Issued	Total YTD Certificates Issued (Successfully Discharged)	Total YTD Vocational Certificate Training (Successfully Discharged)	Success Rate
1	6 (Pasco)	HBI	10	0	3	4	4	100.00%
2	9 (Orange)	HBI	14	1	5	5	5	100.00%
3	10 (Polk)	H&M	5	0	3	4	4	100.00%
4	12 (Sarasota)	H&M	5	0	2	3	3	100.00%
5	13 (Hillsborough)	H&M	1	0	5	5	5	100.00%
6	18 (Brevard)	H&M	1	0	0	1	1	100.00%
7	<b>TOTAL</b>		<b>36</b>	<b>1</b>	<b>18</b>	<b>22</b>	<b>22</b>	<b>100.00%</b>



# Employment

## July 1, 2015 to August 31, 2015



	Circuit	Partner	All Youth Served			Successful Discharges		
			Vocational Certificates Issued	Employed Youth Since August 18 <sup>th</sup> , 2015	All Youth Matched With Employment	Certified Youth	Certified Youth Matched With Employment	Success Rate
1	6 (Pasco)	HBI	3	2	8	4	3	75.00%
2	9 (Orange)	HBI	5	2	15	5	5	100.00%
3	10 (Polk)	H&M	3	2	8	4	4	100.00%
4	12 (Sarasota)	H&M	2	2	6	3	3	100.00%
5	13 (Hillsborough)	H&M	7	2	8	5	5	100.00%
6	18 (Brevard)	H&M	0	0	1	1	1	100.00%
7	<b>TOTAL</b>		<b>20</b>	<b>10</b>	<b>46</b>	<b>22</b>	<b>21</b>	<b>95.45%</b>



# GED Certifications

## July 1, 2015 to August 31, 2015



Circuit	Currently Enrolled in GED	Total Pre-GED Testing Completed	Language Arts Section of GED		Social Studies Section of GED		Science Section of GED		Math Section of GED		Total YTD GED Certificates Obtained	Success Rate
			Attempted	Passed	Attempted	Passed	Attempted	Passed	Attempted	Passed		
1 6 (Pasco, Pinellas)	0	0	0	0	0	0	0	0	0	0	0	N/A
2 9 (Orange, Osceola)	1	0	0	2	0	0	0	0	0	0	0	0.00%
3 10 (Hardee, Highlands, Polk)	0	0	0	0	0	0	0	0	0	0	0	N/A
4 12 (DeSoto, Manatee, Sarasota)	1	0	0	0	1	0	0	0	1	0	0	0.00%
5 13 (Hillsborough)	0	0	0	0	0	0	0	0	0	0	0	N/A
6 18 (Brevard, Seminole)	0	0	0	0	0	0	0	0	0	0	0	N/A
7 <b>TOTAL</b>	<b>2</b>	<b>0</b>	<b>0</b>	<b>2</b>	<b>1</b>	<b>0</b>	<b>0</b>	<b>0</b>	<b>1</b>	<b>0</b>	<b>0</b>	<b>0.00%</b>

The first name in second chances.<sup>SM</sup>



Eckerd.org

# Skills Remediation

July 1, 2015 to August 31, 2015



Circuit	Currently Enrolled in Skills Remediation	Number of Youth with Gains (Reassessment)			Number of Youth with Gains (Discharge)			YTD Skills Remediation Enrollment
		Math	Reading	Language	Math	Reading	Language	
1	6 (Pasco)	0	0	0	0	0	0	0
2	9 (Orange)	0	0	0	0	0	0	2
3	10 (Polk)	3	1	1	0	0	0	3
4	12 (Sarasota)	1	1	1	0	0	0	3
5	13 (Hillsborough)	1	0	0	0	0	0	3
6	18 (Brevard)	0	0	0	0	0	0	0
7	<b>TOTAL</b>	5	2	2	0	0	0	11



# Caseload

## As of August 31, 2015

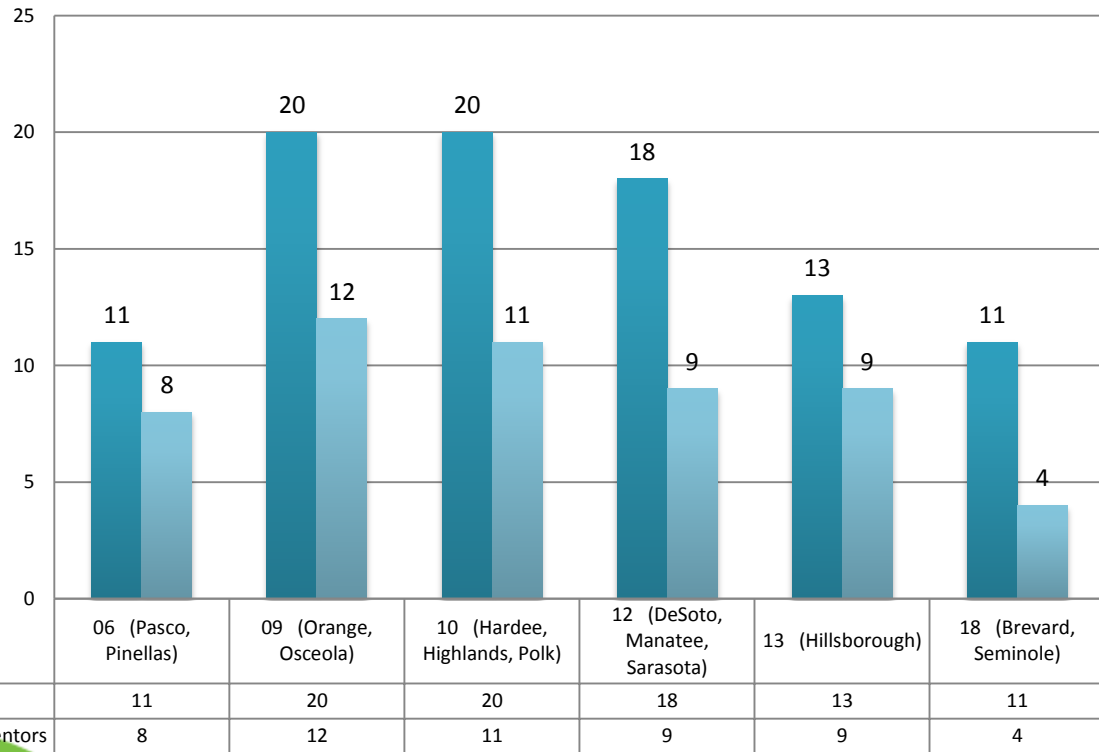


Circuit		Transition Coordinator	Community Caseload
1	6 (Pinellas)	Jacobson, Amanda	3
	6 (Pinellas)	Mouzon, Marvin	11
2	9 (Orange)	Hand, Derrell	17
	9 (Orange)	Laborda, Jeanette	9
3	10 (Polk)	Hunt, Lawrence	16
	10 (Polk)	Smith, Alysia	9
4	12 (Sarasota)	Compton, Elizabeth	18
5	13 (Hillsborough)	Jacobson, Amanda	4
	13 (Hillsborough)	Mouzon, Marvin	5
	13 (Hillsborough)	Smith, Alysia	8
6	18 (Brevard)	Eubanks, Marileen	16
		<b>TOTAL</b>	<b>116</b>

# Mentoring 16 to 21 Year Olds

## July 1, 2015 to August 31, 2015

**Mentoring  
16 to 21 Year Olds**

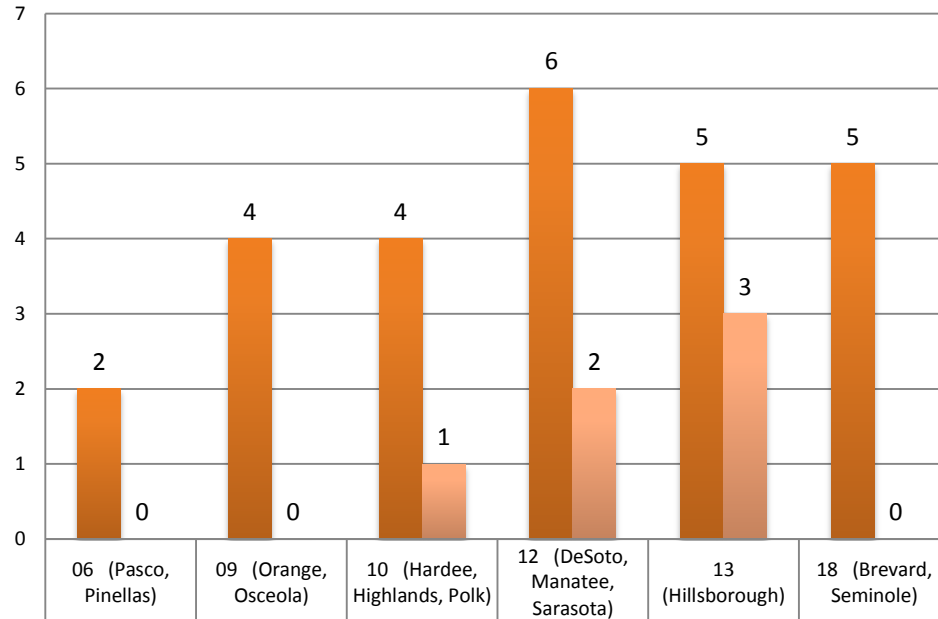




# Mentoring 11 to 15 Year Olds

## July 1, 2015 to August 31, 2015

**Mentoring  
11 to 15 Year Olds**



■ Total Current Active Youth	2	4	4	6	5	5
■ Total Current Active Youth, Matched With Mentors	0	0	1	2	3	0

# Staff Vacancies, As of August 31, 2015

	Budgeted Position	Circuits	Name	Date of Hire	Date of Vacancy	# of Days Vacant	Status	Comments
1	Transition Director	6,9,10,12,13,18	John Salzer	8/1/2013		0	1.00	
2	Program Manager	9,10,18	Laurie Stern	8/1/2013		0	1.00	
3	Program Manager	6,12,13	Curtis Campogni	11/03/2013		0	1.00	
4	Transition Coordinator	9 (Orange, Osceola)	Bernadine West	5/29/2014		0	1.00	
5	Transition Coordinator	6 (Pasco, Pinellas)	Amanda Jacobson	7/10/2015		0	1.00	
6	Transition Coordinator	6 (Pasco, Pinellas)	Marvin Mouzon	8/1/2013		0	1.00	
7	Transition Coordinator	10 (Hardee, Highlands, Polk)	Lawrence Hunt	11/1/2013		0	1.00	
8	Transition Coordinator	12 (DeSoto, Manatee, Sarasota)	Elizabeth Compton	3/14/2014		0	1.00	
9	Transition Coordinator	13 (Hillsborough)	Alysia Smith	3/14/2014		0	1.00	
10	Transportation Worker	13 (Hillsborough)	Irina Peidl	08/25/15		26	1.00	
11	Transition Coordinator	13 (Hillsborough)	Marileen Eubanks	8/1/2014		0	1.00	
	Transition Coordinator	9 (Orange, Osceola)	Derrell Hand	1/29/2015		0	1.00	
12	Transportation Worker	9 (Orange, Osceola)	David Austin	6/16/15		0	1.00	
13	Transportation Worker	12 (DeSoto, Manatee, Sarasota)	Shawn Marsh	3/10/2015		0	1.00	
14	Transportation Worker	6,9,10,12,13,18 (Central Region)	Greg Belcher	04/15/15		0	1.00	
15	Transportation Worker	6 (Pasco, Pinellas)	VACANT		07/04/15	60	1.00	
16	Transportation Worker	10 (Hardee, Highlands, Polk)	Elizabeth Aponte	4/20/2015		0	1.00	
17	Transportation Worker	18 (Brevard, Seminole)	VACANT		06/12/15	82	1.00	

# Partner Staff Vacancies, As of August 31, 2015

	Budgeted Position	Circuits	Name	Date of Hire	Date of Vacancy	# of Days Vacant	Status	Comments
1	H&M Program Manager	10 (Hardee, Highlands, Polk), 12 (DeSoto, Manatee, Sarasota), 13 (Hillsborough), 18 (Brevard, Seminole)	Mack Thomas	8/1/2013		0	0.50	
2	HBI Program Manager	6 (Pasco, Pinellas), 9 (Orange, Osceola)	Clarence Zarnes	09/01/15		0	1.00	
3	HBI Mentoring Coordinator	ALL	Melissa Gelwitz	3/12/2014		0	0.50	
4	HBI Career Services Coordinator	6 (Pasco, Pinellas)	Britney Kelling	8/1/2013		0	1.00	
5	HBI Career Services Coordinator	9 (Orange, Osceola)	Marquis Jolly	4/20/215		0	1.00	
6	HBI Vocational Trainer	9 (Orange , Osceola)	Crystal Dennis	9/8/2014		0	1.00	
7	H&M Career Services Coordinator	10 (Hardee, Highlands, Polk)	Arlis Roberts	8/1/2013		0	1.00	
8	H&M Career Services Coordinator	12 (DeSoto, Manatee, Sarasota)	Hope Cross	4/7/2014		0	1.00	
9	H&M Career Services Coordinator	13 (Hillsborough)	Thaddeus Jenkins	3/24/2014		0	1.00	
10	ECKERD GED Instructor	18 (Brevard, Seminole)	VACANT		08/17/15	0	0.50	
11	ECKERD GED Instructor & Education Coordinator	9 (Orange, Osceola)	Patrick Byerly	3/21/2014		0	1.00	
12	ECKERD GED Instructor	10 (Hardee, Highlands, Polk)	Christophe Johnson	3/19/2014		0	1.00	
13	ECKERD GED Instructor	13 (Hillsborough)	Shamirra Wherry	12/22/2014		0	0.50	
14	ECKERD GED Instructor	12 (DeSoto, Manatee, Sarasota)	Cheryl Haley	4/1/2014		0	0.50	