

The first name in second chances.<sup>SM</sup>

# Eckerd

South Region  
July 9, 2015

Conference Line: (855) 244-8681  
Participant Pin: 74443241#

Host: Claudia Laos, Transition Director



# South Florida Data Packet

for July 9, 2015



- [Performance Outputs](#)
- [Performance Outcomes](#)
- [Census Summary](#)
- [YTD Census Summary](#)
- [Census Trends](#)
- [YTD Discharge Analysis](#)
- [Timeliness of Admission](#)
- [Assessments](#)
- [Vocational Certifications](#)
- [Employment](#)
- [GED Certifications](#)
- [Skills Remediation](#)
- [Caseload](#)
- [Mentoring, 16-21](#)
- [Mentoring, 11-15](#)
- [Staff Vacancies](#)
- [Partner Staff Vacancies](#)

# Performance Outputs

## July 1, 2014 – July 6, 2015

	Output Measure	Numerator /	/ Denominator	Performance	Minimum Standard	Goal Achieved?
1	If referral is made while in residential commitment facility, youths shall be admitted to the program, with services beginning in four (4) business days.	167	172	97.09%	95.00%	YES
2	Youths referred for services shall be admitted to the program, and have service begin within five (5) business days, if the referral was made after the youth's release from commitment.	105	110	95.42%	95.00%	YES
3	Youths referred to receive vocational certification, complete the class and are certified. <b>HBI</b>	36	36	100.00%	85.00%	YES
4	Youths referred to receive vocational certification, complete the class and are certified. <b>H&amp;M</b>	92	92	100.00%	85.00%	YES
5	Youths admitted for services, shall successfully complete the goals that were identified in the Service Plan. <b>(Blue: Successful vs. All Discharges)</b> <b>(Green: Successful vs. Non-Successful)</b>	168	311	54.02%	85.00%	NO
		168	187	89.84%	85.00%	YES
6	Youths successfully completing the program, shall be matched with a Pro-Social Supportive Adult.	165	168	98.21%	80.00%	YES

# Performance Outcomes

July 1, 2014 to July 6, 2015

	Outcome Measure	Numerator /	/ Denominator	Performance	Minimum Standard	Goal Achieved?
1	Youth receiving services shall not be arrested for a new violation, and subsequently, adjudicated during services.	331	331	100.00%	80.00%	YES
2	Youth receiving services shall not be arrested for a new violation, and subsequently, adjudicated one (1) year after release from the program.	22	25	88.00%	80.00%	YES
3	Youth successfully completing services shall demonstrate improvement in a minimum of one identified criminogenic risk-factor, as identified by the department's Positive Achievement Change Tool. (Data is based on Moderate-High, or High Risk to Re-Offend.)	86	107	80.37%	90.00%	NO
4	Youth completing vocational certification classes will be matched with employment.	124	129	96.12%	80.00%	YES
5	Youth completing vocational certification classes will be matched with employment. (From July 6, 2014 to July 6, 2015)	127	116	91.34%	80.00%	YES
6	Youth receiving GED preparation classes will obtain a GED.	2	3	67.00%	80.00%	NO

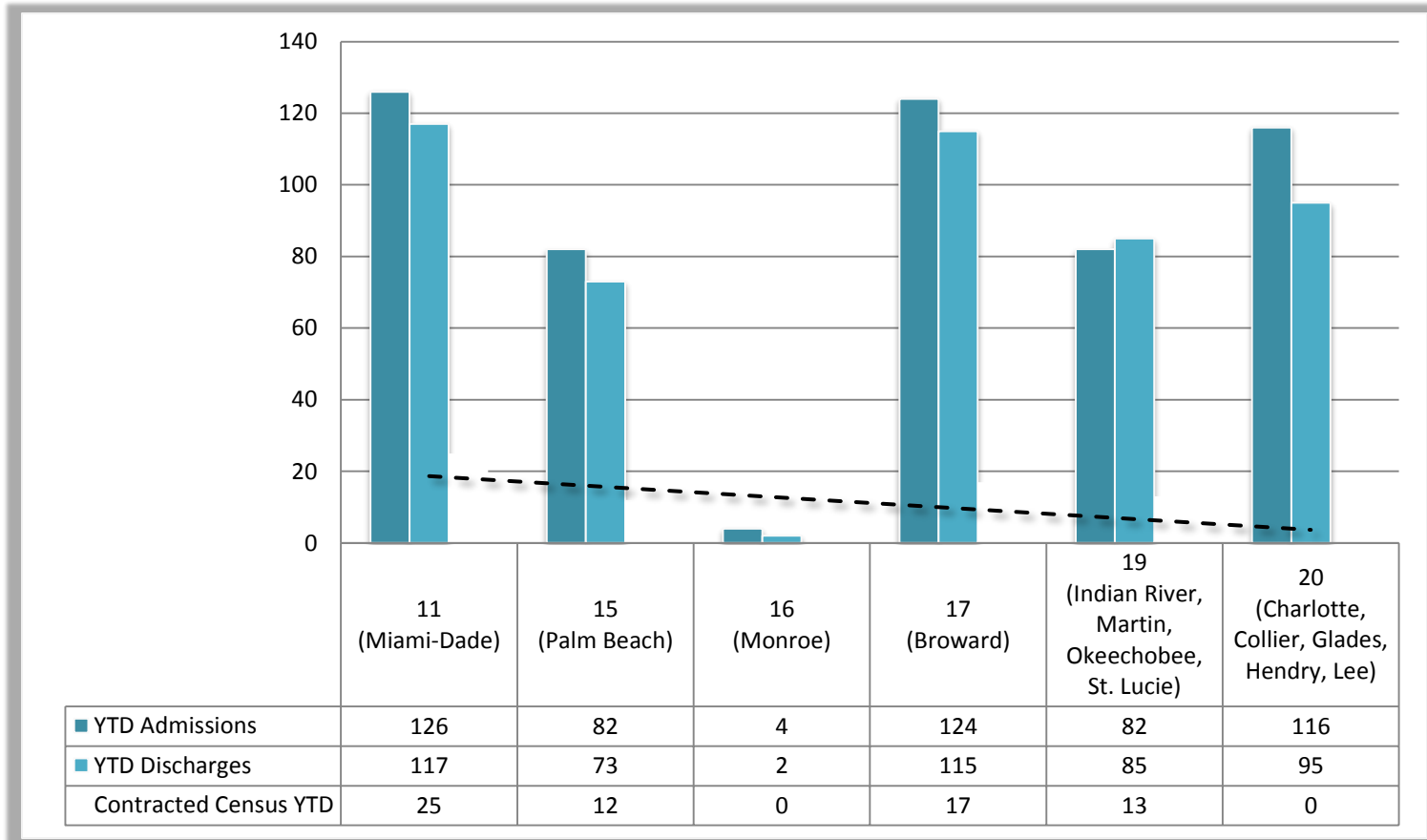
# Census Summary

July 1, 2015 to July 31, 2015

Census							Projections	
Circuit	Beginning Census	Admissions	Discharges	Ending Census	Contract Census	Circuit	Projected Intakes (Within 30 Days)	Projected Discharges (Within 30 Days)
1 11 (Miami-Dade)	34	2	2	34	28	11 (Miami-Dade)	4	14
2 15 (Palm Beach)	24	0	1	23	19	15 (Palm Beach)	0	7
3 16 (Monroe)	2	0	0	2	2	16 (Monroe)	0	1
4 17 (Broward)	24	3	1	26	37	17 (Broward)	6	6
5 19 (Indian River, Martin, Okeechobee, St. Lucie)	12	2	2	11	17	19 (Indian River, Martin, Okeechobee, St. Lucie)	2	3
6 20 (Charlotte, Collier, Glades, Hendry, Lee)	24	2	3	22	24	20 (Charlotte, Collier, Glades, Hendry, Lee)	7	5
7 <b>TOTAL</b>	<b>120</b>	<b>9</b>	<b>9</b>	<b>118</b>	<b>127</b>	<b>TOTAL</b>	<b>19</b>	<b>36</b>

# YTD Census Trend

July 1, 2014 to July 6, 2015



The first name in second chances.™



Eckerd.org

# YTD Census Summary

July 1, 2014 to July 6, 2015



	<b>Circuit</b>	<b>Contract Census</b>	<b>Admissions</b>	<b>Discharges</b>	<b>Total Served (Unduplicated)</b>
1	<b>11</b> (Miami-Dade)	28	126	110	<b>135</b>
2	<b>15</b> (Palm Beach)	19	82	63	<b>83</b>
3	<b>16</b> (Monroe)	2	4	2	<b>4</b>
4	<b>17</b> (Broward)	37	124	109	<b>123</b>
5	<b>19</b> (Indian River, Martin, Okeechobee, St. Lucie)	17	82	69	<b>77</b>
6	<b>20</b> (Charlotte, Collier, Glades, Hendry, Lee)	24	116	77	<b>82</b>
7	<b>TOTAL</b>	<b>127</b>	<b>534</b>	<b>412</b>	<b>443</b>

# YTD Discharge Analysis

July 1, 2014 to July 6, 2015

Circuit		Administrative Discharges					Early Termination		Full-Term Discharge		TOTALS
		Inactive Status (MH-SA-Medical-Detention-Jail-Travel)	Moved Out of Jurisdiction	Program Terminated-Inappropriate Placement-Referral Withdrawn	Program Terminated-Inappropriate Placement-Referral **NEW** Withdrawn by JPO	Unable to Locate for Intake-Refused Services	Jurisdiction Lost	Terminated-Court Order	Non-Completion, Referred Back to Court/DJJ	Program Successfully Completed	
1	<b>11 (Miami-Dade)</b>	26	1	0	6	20	0	3	7	47	<b>110</b>
2	<b>15 (Palm Beach)</b>	17	2	0	3	3	0	9	5	24	<b>63</b>
3	<b>16 (Monroe)</b>	1	0	0	0	0	0	0	0	1	<b>2</b>
4	<b>17 (Broward)</b>	16	3	1	13	21	1	4	6	44	<b>109</b>
5	<b>19 (Okeechobee)</b>	24	1	2	6	16	1	1	1	25	<b>77</b>
6	<b>20 (Collier)</b>	22	1	0	11	14	1	6	0	27	<b>82</b>
7	<b>TOTAL</b>	<b>106</b>	<b>8</b>	<b>3</b>	<b>39</b>	<b>74</b>	<b>3</b>	<b>23</b>	<b>19</b>	<b>168</b>	<b>443</b>



# Timeliness of Admission

June 23, 2015 to July 6, 2015

	Circuit	Number of Intakes	Number of Timely Intakes	Percentage of Timely Intakes
1	<b>11</b> (Miami-Dade)	<b>3</b>	<b>3</b>	<b>100.00%</b>
2	<b>15</b> (Palm Beach)	<b>1</b>	<b>1</b>	<b>100.00%</b>
3	<b>16</b> (Monroe)	<b>0</b>	<b>0</b>	<b>N/A</b>
4	<b>17</b> (Broward)	<b>1</b>	<b>1</b>	<b>100.00%</b>
5	<b>19</b> (Indian River, Martin, Okeechobee, St. Lucie)	<b>1</b>	<b>1</b>	<b>100.00%</b>
6	<b>20</b> (Charlotte, Collier, Glades, Hendry, Lee)	<b>2</b>	<b>2</b>	<b>100.00%</b>
7	<b>TOTAL</b>	<b>8</b>	<b>8</b>	<b>100.00%</b>

# Timeliness of Assessments

June 23, 2015 to July 6, 2015

	Circuit	Number of Assessments	Number of Timely Assessments	Percentage of Timely Assessments
1	<b>11</b> (Miami-Dade)	16	16	<b>100.00%</b>
2	<b>15</b> (Palm Beach)	0	0	<b>N/A</b>
3	<b>16</b> (Monroe)	0	0	<b>N/A</b>
4	<b>17</b> (Broward)	4	4	<b>100.00%</b>
5	<b>19</b> (Indian River, Martin, Okeechobee, St. Lucie)	18	18	<b>100.00%</b>
6	<b>20</b> (Charlotte, Collier, Glades, Hendry, Lee)	6	6	<b>100.00%</b>
7	<b>TOTAL</b>	<b>44</b>	<b>44</b>	<b>100.00%</b>

# Vocational Certifications

July 1, 2014 to July 6, 2015

	Circuit	Partner	Currently Enrolled in Vocational/Employability Skills Training	Total Vocational Certificates Issued Since May 25, 2015	Total YTD Vocational Certificates Issued	Total YTD Certificates Issued (Successfully Discharged)	Total YTD Vocational Certificate Training (Successfully Discharged)	Success Rate
1	11 (Miami-Dade)	H&M	25	3	78	46	46	100.00%
2	15 (Palm Beach)	HBI	4	0	37	12	12	100.00%
3	16 (Monroe)	Eckerd	0	0	1	1	1	100.00%
4	17 (Broward)	H&M	1	0	16	10	10	100.00%
		HBI	16	3	36	24	24	100.00%
5	19 (Indian River, Martin, Okeechobee, St. Lucie)		2	0	31	21	21	100.000%
6	20 (Charlotte, Collier, Glades, Hendry, Lee)	H&M	2	0	24	15	15	100.00%
7	<b>TOTAL</b>		<b>50</b>	<b>6</b>	<b>223</b>	<b>129</b>	<b>129</b>	<b>100.00%</b>



# Employment

July 1, 2014 to July 6, 2015



Circuit	Partner	All Youth Served			Successful Discharges			
		Vocational Certificates Issued	Employed Youth Since May 25, 2015	All Youth Matched With Employment	Certified Youth	Certified Youth Matched With Employment	Success Rate	
1	<b>11</b> <b>(Miami-Dade)</b>	<b>H&amp;M</b>	<b>80</b>	<b>2</b>	<b>79</b>	<b>46</b>	<b>46</b>	<b>100.00%</b>
2	<b>15</b> <b>(Palm Beach)</b>	<b>HBI</b>	<b>41</b>	<b>0</b>	<b>21</b>	<b>12</b>	<b>12</b>	<b>100.00%</b>
3	<b>16</b> <b>(Monroe)</b>	<b>Eckerd</b>	<b>1</b>	<b>0</b>	<b>2</b>	<b>1</b>	<b>1</b>	<b>100.00%</b>
4	<b>17</b> <b>(Broward)</b>	<b>H&amp;M</b>	<b>16</b>	<b>0</b>	<b>10</b>	<b>10</b>	<b>9</b>	<b>90.00%</b>
		<b>HBI</b>	<b>38</b>	<b>0</b>	<b>28</b>	<b>24</b>	<b>24</b>	<b>100.00%</b>
5	<b>19</b> <b>(Indian River, Martin, Okeechobee, St. Lucie)</b>	<b>H&amp;M</b>	<b>34</b>	<b>0</b>	<b>24</b>	<b>21</b>	<b>21</b>	<b>100.00%</b>
6	<b>20</b> <b>(Charlotte, Collier, Glades, Hendry, Lee)</b>	<b>H&amp;M</b>	<b>25</b>	<b>0</b>	<b>18</b>	<b>15</b>	<b>11</b>	<b>73.33%</b>
7	<b>TOTAL</b>		<b>235</b>	<b>2</b>	<b>182</b>	<b>129</b>	<b>124</b>	<b>96.12%</b>

# GED Certifications

July 1, 2014 to July 6, 2015

Circuit	Currently Enrolled in GED	Total Pre-GED Testing Completed	Language Arts Section of GED		Social Studies Section of GED		Science Section of GED		Math Section of GED		Total YTD GED Certificates Obtained	Success Rate
			Attempted	Passed	Attempted	Passed	Attempted	Passed	Attempted	Passed		
1 11 (Miami-Dade)	0	0	0	0	0	0	0	0	0	0	0	0.00%
2 15 (Palm Beach)	0	0	0	2	0	1	0	1	1	0	0	0.00%
3 16 (Monroe)	0	0	0	0	0	0	0	0	0	0	0	N/A
4 17 (Broward)	0	2	0	3	0	2	0	1	0	1	1	50.00%
5 19 (Indian River, Martin, Okeechobee, St. Lucie)	1	1	0	2	0	1	0	1	0	1	1	100.00%
6 20 (Charlotte, Collier, Glades, Hendry, Lee)	0	0	1	0	1	0	1	0	1	0	0	0.00%
7 <b>TOTAL</b>	<b>1</b>	<b>3</b>	<b>1</b>	<b>7</b>	<b>1</b>	<b>4</b>	<b>1</b>	<b>3</b>	<b>2</b>	<b>2</b>	<b>2</b>	<b>66.66%</b>

# Skills Remediation

July 1, 2014 to July 6, 2015

Circuit	Currently Enrolled in Skills Remediation	Number of Youth with Gains (Reassessment)			Number of Youth with Gains (Discharge)			YTD Skills Remediation Enrollment	
		Math	Reading	Language	Math	Reading	Language		
1	<b>11</b> <b>(Miami-Dade)</b>	<b>13</b>	<b>10</b>	<b>11</b>	<b>0</b>	<b>1</b>	<b>0</b>	<b>0</b>	<b>53</b>
2	<b>15</b> <b>(Palm Beach)</b>	<b>6</b>	<b>7</b>	<b>9</b>	<b>0</b>	<b>1</b>	<b>1</b>	<b>0</b>	<b>26</b>
3	<b>16</b> <b>(Monroe)</b>	<b>0</b>	<b>0</b>	<b>0</b>	<b>0</b>	<b>0</b>	<b>0</b>	<b>0</b>	<b>0</b>
4	<b>17</b> <b>(Broward)</b>	<b>6</b>	<b>3</b>	<b>0</b>	<b>0</b>	<b>3</b>	<b>1</b>	<b>0</b>	<b>26</b>
5	<b>19</b> <b>(Okeechobee)</b>	<b>1</b>	<b>0</b>	<b>1</b>	<b>0</b>	<b>0</b>	<b>0</b>	<b>0</b>	<b>8</b>
6	<b>20</b> <b>(Lee)</b>	<b>0</b>	<b>0</b>	<b>0</b>	<b>0</b>	<b>0</b>	<b>0</b>	<b>0</b>	<b>4</b>
7	<b>TOTAL</b>	<b>26</b>	<b>20</b>	<b>21</b>	<b>0</b>	<b>5</b>	<b>2</b>	<b>0</b>	<b>117</b>



# Caseload

As of July 6, 2015

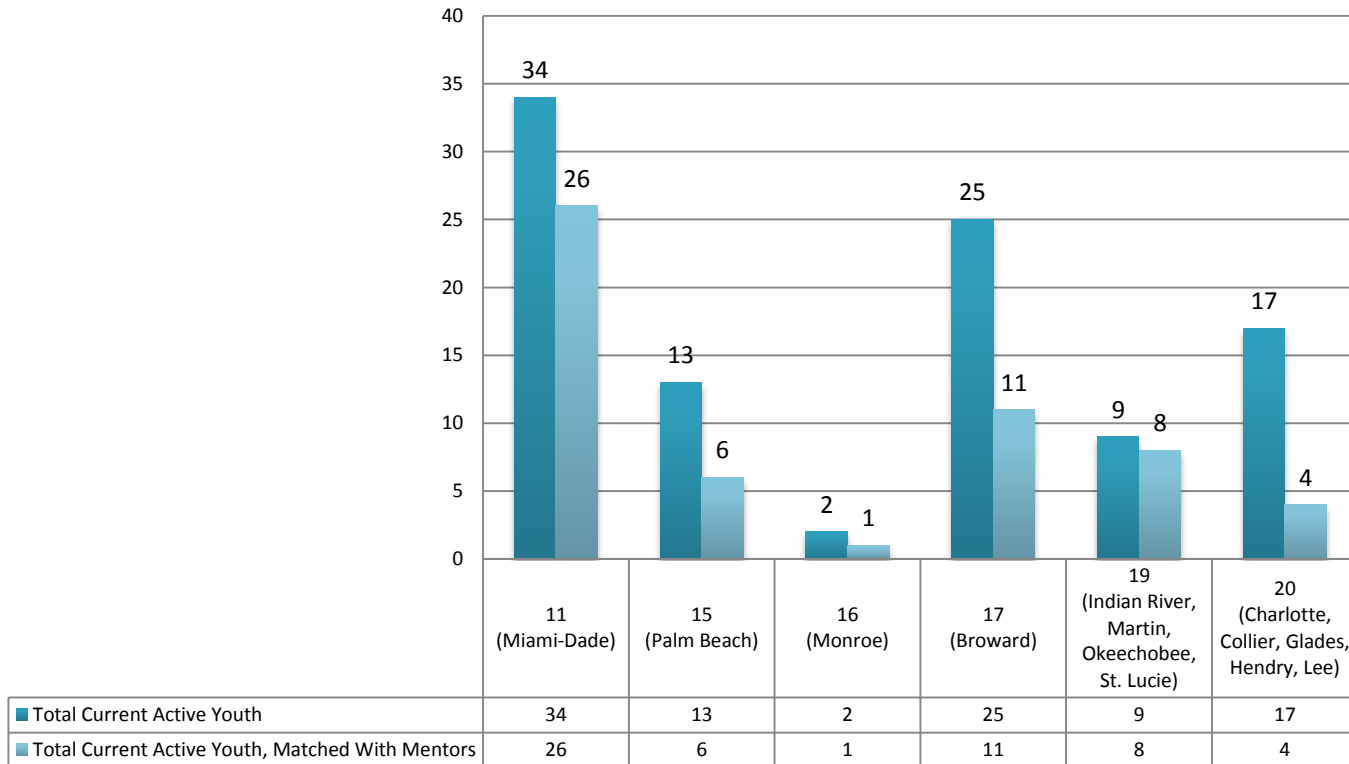


Circuit		Transition Coordinator	Community Caseload
1	11 (Miami-Dade)	Laborda, Jeanette	16
	11 (Miami-Dade)	McIntyre, Harold	16
2	15 (Palm Beach)	Bostick, Aquanett	25
	15 (Palm Beach)	Kelly, Errol	0
3	16 (Monroe)	Malcolm, Oshane	2
4	17 (Broward)	Kelly, Errol	13
	17 (Broward)	Malcolm, Oshane	14
5	19 (St. Lucie)	Norwood, Lashune	11
6	20 (Lee)	Needle, Karen	21
		<b>TOTAL</b>	<b>118</b>

# Mentoring 16 to 21 Year Olds

July 1, 2014 to July 6, 2015

## Mentoring 16 to 21 Year Olds

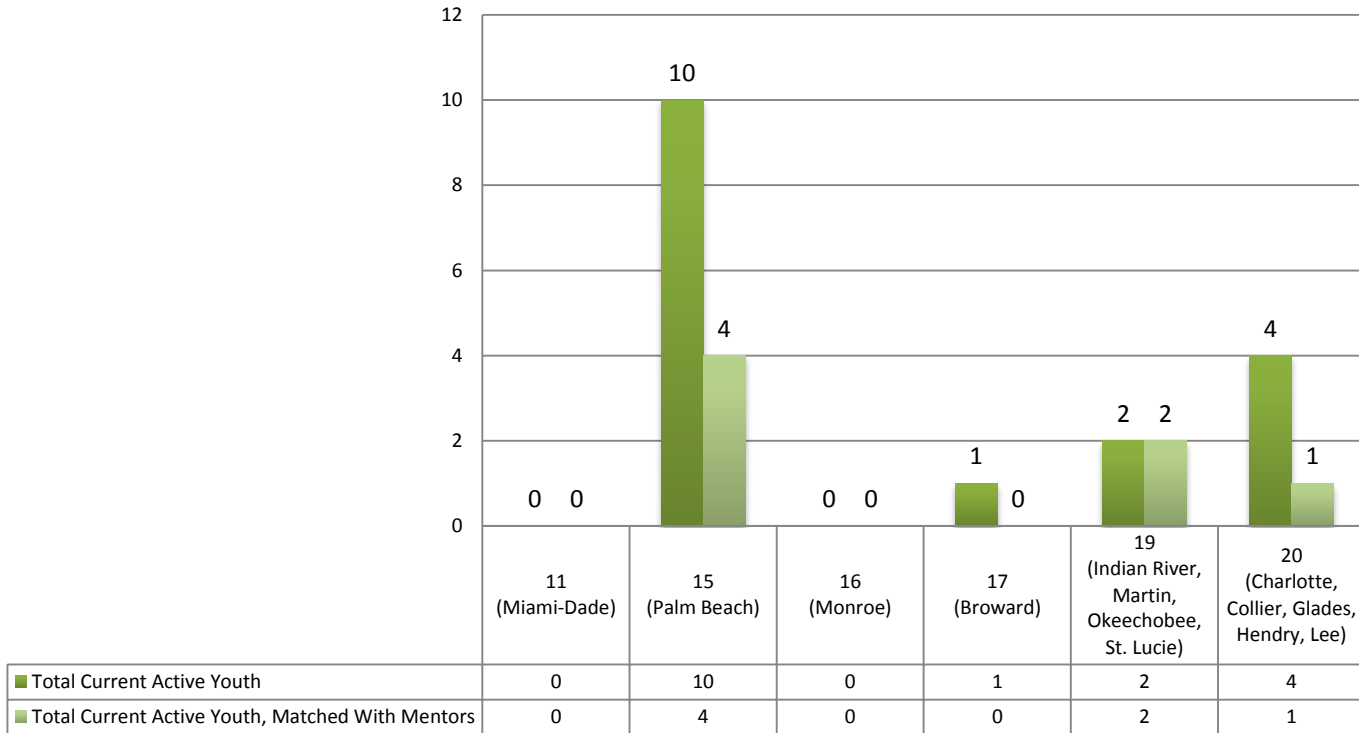




# Mentoring 11 to 15 Year Olds

July 1, 2014 to July 6, 2015

## Mentoring 11 to 15 Year Olds



# Staff Vacancies, As of July 6, 2015

Budgeted Position	Circuits	Name	Date of Hire	Date of Vacancy	# of Days Vacant	Status	Comments
Transition Director		Claudia Laos	8/1/2013		0	1	
Program Manager (East)		William Henderson	10/7/2013		0	1	
Program Manager (West)		Elizabeth MacKenzie	5/19/2014		0	1	
Transition Coordinator	11 (Miami-Dade)	Jeanette Laborda	2/9/2015	10/15/14	83	1	Starting 2/9/15
Transition Coordinator	17 (Broward)	O'Shane Malcolm	8/1/2013		0	1	
Transition Coordinator	17 (Broward)	Errol Kelly	4/7/2014		0	1	
Transition Coordinator	11 (Miami-Dade)	Harold McIntyre	8/1/2013		0	1	
Transition Coordinator	20 (Charlotte, Collier, Glades, Hendry, Lee)	Karen Needle	3/10/2014		0	1	
Transition Coordinator	19 (Indian River, Martin, Okeechobee, St. Lucie)	Lashune Norwood	3/31/2014		0	1	
Transition Coordinator	15 (Palm Beach)	Aquanett Bostick	2/3/2014		0	1	
Transportation Worker	17 (Broward)	Christopher Nelo	2/16/2015	2/23/15	0	1	Filled by cleared 'on-call'
Transportation Worker	19 (Indian River, Martin, Okeechobee, St. Lucie)	Michael Thomas	9/15/14	7/17/2014	61	1	Hired-Started 9/15
Transportation Worker	15 (Palm Beach)	Leroy Powell	4/1/2014		0	0.5	
Transportation Worker	20 (Charlotte, Collier, Glades, Hendry, Lee)	Janet Dinsmore	5/4/15			1	Hired
Transportation Worker	11 (Miami-Dade)	Marcellus Frederick	2/24/2014		0	1	
Transportation Worker	11 (Miami Dade) (PT)	VACANT		2/23/2015	87		Applicant in Clearance
Transportation Worker	15 (Palm Beach)	Shanea Bracy	1/26/15	6/12/2014	209	0.5	Started 1/26/15
Administrative Coordinator		Melissa Cociffi	8/1/2013		0	1	

# Partner Staff Vacancies, As of July 6, 2015

Budgeted Position	Circuits	Name	Date of Hire	Date of Vacancy	# of Days Vacant	Status	Comments
HBI Program Manager	Circuits 15 and 17	Guido Torres	4/3/15		0	1	
H&M Program Manager	Circuits 11, 17, 19, and 20	Mack Thomas	8/1/2013		0	0.5	
HBI Career Services Coordinator	15 (Palm Beach)	Amanda Govero		2/9/15	35	1	Hired
HBI Career Services Coordinator	17 (Broward)	Vacant		4/3/15	95	1	
HBI Mentoring Coordinator	ALL	Melissa Geiwitz	3/12/2014		0	0.5	
H&M Career Services Coordinator	17 (Broward)	Yolanda Rucker	10/7/2013		0	1	
H&M Career Services Coordinator	19 (Indian River, Martin, Okeechobee, St. Lucie)	Jacqueline Rhaheed	12/3/2012		0	1	
H&M Career Services Coordinator	11 (Miami-Dade)	Paula Ramirez	10/21/2013			1	
H&M Career Services Coordinator	20 (Charlotte, Collier, Glades, Hendry, Lee)	Rene Vanpoelvoorde					
ECKERD GED Instructor	20 (Charlotte, Collier, Glades, Hendry, Lee)	OPEN		4/14/15	83	0.5	Vacant as of 4/14/15
ECKERD GED Instructor	19 (Indian River, Martin, Okeechobee, St. Lucie)				66	1	Vacant
ECKERD GED Instructor	11 (Miami-Dade)	James Boynton	3/2/2015	2/9/15	0	1	Hired
ECKERD GED Instructor	17 (Broward), 19 (Indian River, Martin, Okeechobee, St. Lucie)	Claire Nomura	10/21/2013		0	1	
ECKERD GED Instructor	15 (Palm Beach)	Ketnise Dulcio	Date?	11/28/14	18	0.5	Hired
HBI Vocational Instructor	17 (Broward)	Ronnie Sills	9/9/2013		0	1	