

The first name in second chances.SM

Eckerd

Central Region
July 9, 2015

Conference Line(855) 244-8681
Participant Pin: 734 567 39 #
Host : Ryan Salzer, Transition Director



Central Florida Data Packet

for July 9, 2015

- [Performance Outputs](#)
- [Performance Outcomes](#)
- [Census Summary](#)
- [YTD Census Summary](#)
- [Census Trends](#)
- [YTD Discharge Analysis](#)
- [Timeliness of Admission](#)
- [Assessments](#)
- [Vocational Certifications](#)
- [Employment](#)
- [GED Certifications](#)
- [Skills Remediation](#)
- [Caseload](#)
- [Mentoring, 16-21](#)
- [Mentoring, 11-15](#)
- [Staff Vacancies](#)
- [Partner Staff Vacancies](#)

Performance Outputs

July 1, 2014 – July 9, 2015

	Output Measure	Numerator /	/ Denominator	Performance	Minimum Standard	Goal Achieved?
1	If referral is made while in residential commitment facility, youths shall be admitted to the program, with services beginning in four (4) business days.	148	150	98.67%	95.00%	YES
2	Youths referred for services shall be admitted to the program, and have service begin within five (5) business days, if the referral was made after the youth's release from commitment.	79	80	98.75%	95.00%	YES
3	Youths referred to receive vocational certification, complete the class and are certified. (HBI)	57	57	100.00%	85.00%	YES
4	Youths referred to receive vocational certification, complete the class and are certified. (H&M)	63	63	100.00%	85.00%	YES
5	Youths admitted for services, shall successfully complete the goals that were identified in the Service Plan. (Blue: Successful vs. All Discharges) (Green: Successful vs. Non-Successful)	191	368	51.90%	85.00%	NO
		191	199	95.98%	85.00%	YES
6	Youths successfully completing the program, shall be matched with a Pro-Social Supportive Adult.	181	181	100.00%	80.00%	YES

Performance Outcomes

July 1, 2014 to July 9, 2015

	Outcome Measure	Numerator /	/ Denominator	Performance	Minimum Standard	Goal Achieved?
1	Youth receiving services shall not be arrested for a new violation, and subsequently, adjudicated during services.	353	355	99.44%	80.00%	YES
2	Youth receiving services shall not be arrested for a new violation, and subsequently, adjudicated one (1) year after release from the program.	22	27	81.48%	80.00%	YES
3	Youth successfully completing services shall demonstrate improvement in a minimum of one identified criminogenic risk-factor, as identified by the department's Positive Achievement Change Tool. (Data is based on Moderate-High, or High Risk to Re-Offend.)	104	134	78.36%	90.00%	NO
4	Youth completing vocational certification classes will be matched with employment.	115	122	94.26%	80.00%	YES
5	Youth completing vocational certification classes will be matched with employment. (From July 6, 2014 to July 6, 2015)	113	120	94.17%	90.09%	YES
6	Youth receiving GED preparation classes will obtain a GED.	5	6	80.00%	80.00%	NO

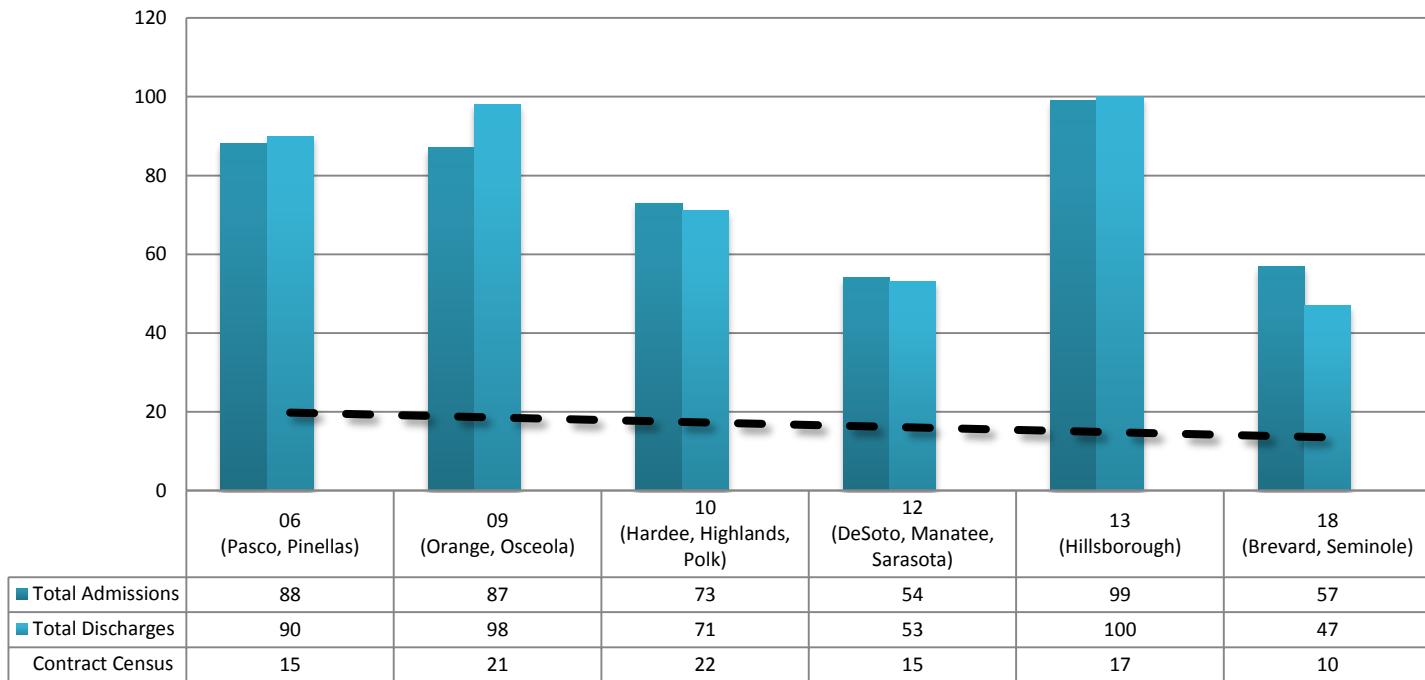
Census Summary

July 1, 2015 to July 31, 2015

Circuit		Census					Projections		
		Beginning Census	Admissions	Discharges	Ending Census	Contract Census	Circuit	Projected Intakes (Within 30 Days)	Projected Discharges (Within 30 Days)
1	6 (Pasco, Pinellas)	15	0	0	15	21	6 (Pasco, Pinellas)	2	4
2	9 (Orange, Osceola)	21	0	0	24	30	9 (Orange, Osceola)	7	8
3	10 (Hardee, Highlands, Polk)	22	0	0	22	23	10 (Hardee, Highlands, Polk)	2	1
4	12 (DeSoto, Manatee, Sarasota)	15	0	0	14	18	12 (DeSoto, Manatee, Sarasota)	0	6
5	13 (Hillsborough)	17	1	1	18	22	13 (Hillsborough)	6	5
6	18 (Brevard, Seminole)	10	0	0	13	13	18 (Brevard, Seminole)	5	3
7	TOTAL	100	1	1	106	127	TOTAL	22	27

YTD Census Trend

YTD Census Trend



The first name in second chances.™



Eckerd.org

YTD Census Summary

July 1, 2014 to July 9, 2015



Contract Census	Admissions	Discharges	Total Served (Unduplicated)
21	88	86	93
30	91	93	102
23	79	75	91
18	57	52	58
22	105	83	83
13	58	42	48
127	478	431	475

YTD Discharge Analysis

July 1, 2014 to July 9, 2015

Circuit		Administrative Discharges					Early Termination		Full-Term Discharge		TOTALS
		Inactive Status (MH-SA-Medical-Detention-Jail-Travel)	Moved Out of Jurisdiction	Program Terminated, Inappropriate Placement, or Referral Withdrawn	Program Terminated-Inappropriate Placement-Referral Withdrawn by JPO	Unable to Locate for Intake-Refused Services	Jurisdiction Lost	Terminated-Court Order	Non-Completion, Referred Back to Court/DJJ	Program Successfully Completed	
1	6 (Pasco)	29	0	1	0	9	4	4	3	36	86
2	9 (Orange)	25	2	2	2	7	1	1	2	51	93
3	10 (Polk)	33	0	0	0	9	1	0	0	32	75
4	12 (Sarasota)	17	2	0	2	4	2	2	1	22	52
5	13 (Hillsborough)	39	2	0	2	6	0	1	2	31	83
6	18 (Brevard)	20	1	0	0	2	0	0	0	19	42
7	TOTAL	163	7	3	6	37	8	8	8	191	431

Timeliness of Admission

June 23, 2015 to July 6, 2015

	Circuit	Number of Intakes	Number of Timely Intakes	Percentage of Timely Intakes
1	6 (Pasco, Pinellas)	1	1	100.00%
2	9 (Orange, Osceola)	4	4	100.00%
3	10 (Hardee, Highlands, Polk)	5	5	100.00%
4	12 (DeSoto, Manatee, Sarasota)	2	2	100.00%
5	13 (Hillsborough)	0	0	N/A
6	18 (Brevard, Seminole)	0	0	N/A
7	TOTAL	12	12	100.00%

Timeliness of Assessments

June 22, 2015 to July 6, 2015

	Circuit	Number of Assessments	Number of Timely Assessments	Percentage of Timely Assessments
1	6 (Pasco, Pinellas)	4	4	100.00%
2	9 (Orange, Osceola)	4	4	100.00%
3	10 (Hardee, Highlands, Polk)	4	4	100.00%
4	12 (DeSoto, Manatee, Sarasota)	6	6	100.00%
5	13 (Hillsborough)	0	0	N/A
6	18 (Brevard, Seminole)	0	0	N/A
7	TOTAL	18	18	100.00%

Vocational Certifications

July 1, 2014 to July 6, 2015

	Circuit	Partner	Currently Enrolled in Vocational-Employability Skills Training	Total Vocational Certificates Issued Since May 25, 2015	Total YTD Vocational Certificates Issued	Total YTD Certificates Issued (Successfully Discharged)	Total YTD Vocational Certificate Training (Successfully Discharged)	Success Rate
1	6 (Pinellas/Pasco)	HBI	12	1	38	25	25	100.00%
2	9 (Orange/Osceola)	HBI	16	1	32	31	31	100.00%
3	10 (Polk/Highlands/Hardee)	H&M	8	2	26	18	18	100.00%
4	12 (Manatee/Sarasota/DeSoto)	H&M	8	0	22	15	15	100.00%
5	13 (Hillsborough)	H&M	4	2	31	24	24	100.00%
6	18 (Brevard)	H&M	2	1	12	6	6	100.00%
7	TOTAL		51	7	161	119	119	100.00%



Employment

July 1, 2014 to July 6, 2015



	Circuit	Partner	All Youth Served			Successful Discharges		
			Vocational Certificates Issued	Employed Youth Since May 25, 2015	All Youth Matched With Employment	Certified Youth	Certified Youth Matched With Employment	Success Rate
1	6 (Pasco)	HBI	38	2	28	25	22	88.00%
2	9 (Orange)	HBI	33	7	48	32	28	87.50%
3	10 (Polk)	H&M	27	0	26	19	19	100.00%
4	12 (Sarasota)	H&M	22	0	23	15	15	100.00%
5	13 (Hillsborough)	H&M	34	1	32	25	25	100.00%
6	18 (Brevard)	H&M	12	0	9	6	6	100.00%
7	TOTAL		166	10	166	122	115	94.26%

GED Certifications

July 1, 2014 to July 6, 2015

Circuit	Currently Enrolled in GED	Total Pre-GED Testing Completed	Language Arts Section of GED		Social Studies Section of GED		Science Section of GED		Math Section of GED		Total YTD GED Certificates Obtained	Success Rate
			Attempted	Passed	Attempted	Passed	Attempted	Passed	Attempted	Passed		
1 6 (Pasco, Pinellas)	0	0	0	0	0	0	0	0	0	0	0	N/A
2 9 (Orange)	1	1	0	6	0	3	0	3	1	2	1	33.33%
3 10 (Hardee, Highlands, Polk)	0	0	0	0	0	0	0	0	0	0	0	N/A
4 12 (DeSoto, Manatee, Sarasota)	1	0	0	0	0	0	0	0	0	0	0	N/A
5 13 (Hillsborough)	0	1	0	4	0	2	0	2	0	2	2	100.00%
6 18 (Brevard, Seminole)	0	0	0	0	0	0	0	0	0	0	0	N/A
7 TOTAL	2	2	0	10	0	5	0	5	1	4	3	60.00%

Skills Remediation

July 1, 2014 to July 6, 2015

Circuit	Currently Enrolled in Skills Remediation	Number of Youth with Gains (Reassessment)			Number of Youth with Gains (Discharge)			YTD Skills Remediation Enrollment
		Math	Reading	Language	Math	Reading	Language	
1	6 (Pasco)	0	0	0	0	0	0	2
2	9 (Orange)	2	0	0	0	0	0	14
3	10 (Polk)	1	1	0	0	0	0	11
4	12 (Sarasota)	2	4	5	1	1	0	20
5	13 (Hillsborough)	0	1	1	0	0	0	12
6	18 (Brevard)	0	0	0	0	0	0	0
7	TOTAL	5	6	7	1	1	0	59

Caseload

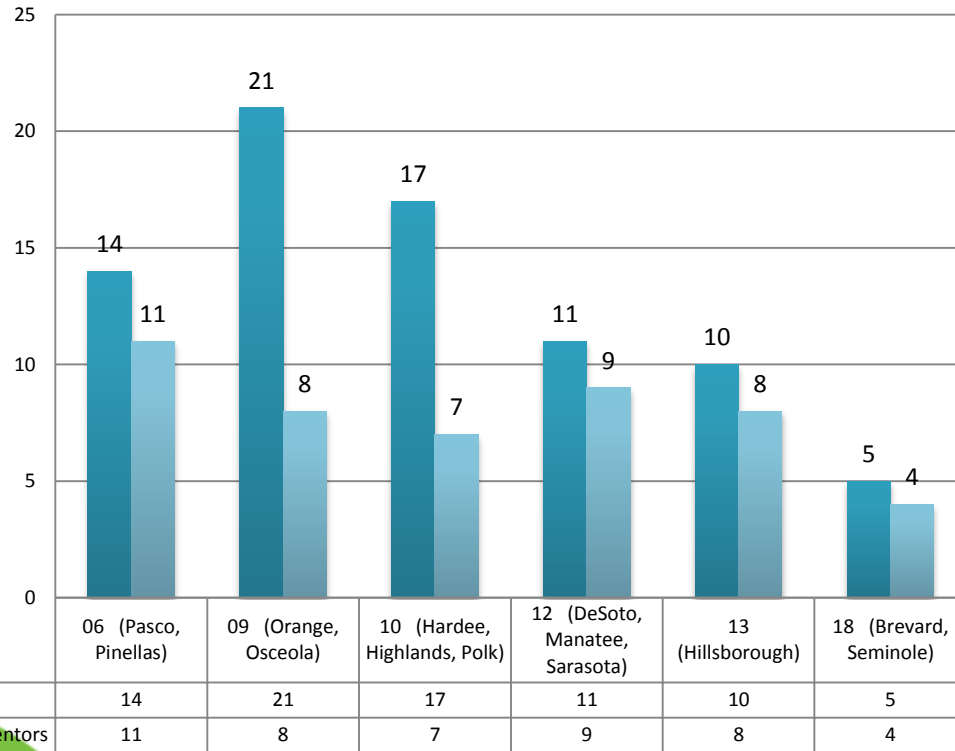
As of July 6, 2015

Circuit		Transition Coordinator	Community Caseload
1	6 (Pinellas)	Campogni, Curtis	8
	6 (Pinellas)	Mouzon, Marvin	7
2	9 (Orange)	Hand, Derrell	10
	9 (Orange)	West, Bernadine	11
3	10 (Polk)	Hunt, Lawrence	13
	10 (Polk)	Smith, Alysia	9
4	12 (Sarasota)	Compton, Elizabeth	15
5	13 (Hillsborough)	Campogni, Curtis	3
	13 (Hillsborough)	Mouzon, Marvin	6
	13 (Hillsborough)	Smith, Alysia	7
6	18 (Brevard)	Eubanks, Marileen	10
		TOTAL	99

Mentoring 16 to 21 Year Olds

July 1, 2014 to July 6, 2015

**Mentoring
16 to 21 Year Olds**

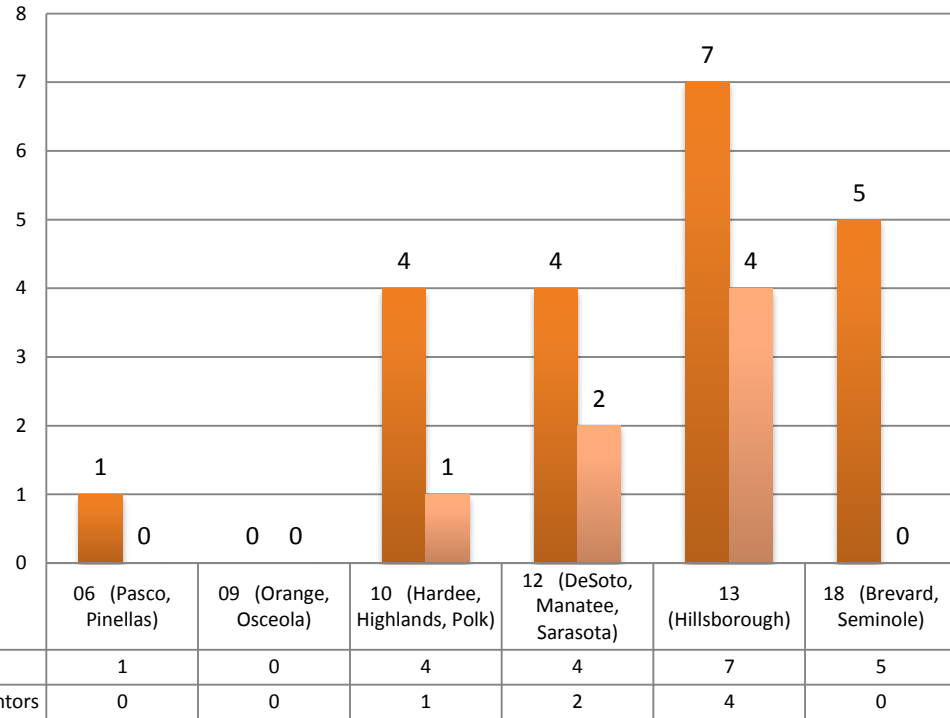


■ Total Current Active Youth	14	21	17	11	10	5
■ Total Current Active Youth, Matched With Mentors	11	8	7	9	8	4

Mentoring 11 to 15 Year Olds

July 1, 2014 to July 6, 2015

Mentoring 11 to 15 Year Olds



■ Total Current Active Youth	1	0	4	4	7	5
■ Total Current Active Youth, Matched With Mentors	0	0	1	2	4	0

Staff Vacancies, As of July 6, 2015

	Budgeted Position	Circuits	Name	Date of Hire	Date of Vacancy	# of Days Vacant	Status	Comments
1	Transition Director		John Salzer	8/1/2013		0	1.00	
2	Program Manager	9,10,18	Laurie Stern	8/1/2013		0	1.00	On FMLA
3	Program Manager	6,12,13	Curtis Campogni	11/03/2013		0	1.00	
4	Transition Coordinator	9 (Orange, Osceola)	Bernadine West	5/29/2014		0	1.00	
5	Transition Coordinator	6 (Pasco, Pinellas)			05/09/2015	4	1.00	
6	Transition Coordinator	6 (Pasco, Pinellas)	Marvin Mouzon	8/1/2013		0	1.00	
7	Transition Coordinator	10 (Hardee, Highlands, Polk)	Lawrence Hunt	11/1/2013		0	1.00	
8	Transition Coordinator	12 (DeSoto, Manatee, Sarasota)	Elizabeth Compton	3/14/2014		0	1.00	
9	Transition Coordinator	13 (Hillsborough)	Alysia Smith	3/14/2014		0	1.00	
10	Transportation Worker	13 (Hillsborough)	Alfred Pyles	8/6/2014		0	1.00	
11	Transition Coordinator	13 (Hillsborough)	Marileen Eubanks	8/1/2014		0	1.00	
	Transition Coordinator	9 (Orange, Osceola)	Derrell Hand	01/29/2015		0	1.00	
12	Transportation Worker	9 (Orange, Osceola)	Christopher Pugh	4/2/2014		0	0.50	
13	Transportation Worker	12 (DeSoto, Manatee, Sarasota)	Shawn Marsh	03/10/2015		90	0.50	
14	Transportation Worker	6 (Pasco, Pinellas)	Joseph Yelko	9/3/2013		0	0.50	
15	Transportation Worker	10 (Hardee, Highlands, Polk)	Elizabeth Aponte	04/20/2015		0	0.50	
16	Transportation Worker	18 (Brevard, Seminole)	Riza Santos	6/25/2014		0	0.50	
17	Administrative Coordinator	ALL	Debora Etheridge	8/12/2013		0	0.50	

Partner Staff Vacancies, As of July 6, 2015

	Budgeted Position	Circuits	Name	Date of Hire	Date of Vacancy	# of Days Vacant	Status	Comments
1	H&M Program Manager	10 (Hardee, Highlands, Polk), 12 (DeSoto, Manatee, Sarasota), 13 (Hillsborough), 18 (Brevard, Seminole)	Mack Thomas	8/1/2013		0	0.50	
2	HBI Program Manager	6 (Pasco, Pinellas), 9 (Orange, Osceola)	Howard Smith	08/01/2013		0	1.00	
3	HBI Mentoring Coordinator	ALL	Melissa Gelwitz	3/12/2014		0	0.50	
4	HBI Career Services Coordinator	6 (Pasco, Pinellas)	Britney Kelling	8/1/2013		0	1.00	
5	HBI Career Services Coordinator	9 (Orange, Osceola)	Marquis Jolly	04/20/2015		0	1.00	
6	HBI Vocational Trainer	9 (Orange, Osceola)	Crystal Dennis	9/8/2014		0	1.00	
7	H&M Career Services Coordinator	10 (Hardee, Highlands, Polk)	Arlis Roberts	8/1/2013		0	1.00	
8	H&M Career Services Coordinator	12 (DeSoto, Manatee, Sarasota)	Hope Cross	4/7/2014		0	1.00	
9	H&M Career Services Coordinator	13 (Hillsborough)	Thaddeus Jenkins	3/24/2014		0	1.00	
10	ECKERD GED Instructor	18 (Brevard, Seminole)	Selena Cole	04/28/2015		0	0.50	
11	ECKERD GED Instructor & Education Coordinator	9 (Orange, Osceola)	Patrick Byerly	3/21/2014		0	1.00	
12	ECKERD GED Instructor	10 (Hardee, Highlands, Polk)	Christophe Johnson	3/19/2014		0	1.00	
13	ECKERD GED Instructor	13 (Hillsborough)	Shamirra Wherry	12/22/2014		0	0.50	
14	ECKERD GED Instructor	12 (DeSoto, Manatee, Sarasota)	Cheryl Haley	4/1/2014		0	0.50	