

The first name in second chances.SM

Eckerd

South Region
January 28, 2016

Conference Line: (855) 244-8681
Participant Pin: 74443241#

Host: Claudia Laos, Transition Director



South Florida Data Packet

for January 28, 2015

- [Performance Outputs](#)
- [Performance Outcomes](#)
- [Census Summary](#)
- [YTD Census Summary](#)
- [Census Trends](#)
- [YTD Discharge Analysis](#)
- [Timeliness of Admission](#)
- [Assessments](#)
- [Vocational Certifications](#)
- [Employment](#)
- [GED Certifications](#)
- [Skills Remediation](#)
- [Caseload](#)
- [Mentoring, 16-21](#)
- [Mentoring, 11-15](#)
- [Staff Vacancies](#)
- [Partner Staff Vacancies](#)



Performance Outputs

July 1, 2015 – January 28, 2016



	Output Measure	Numerator /	/ Denominator	Performance	Minimum Standard	Goal Achieved?
1	If referral is made while in residential commitment facility, youths shall be admitted to the program, with services beginning in four (4) business days.	105	105	100.00%	95.00%	YES
2	Youths referred for services shall be admitted to the program, and have service begin within five (5) business days, if the referral was made after the youth's release from commitment.	65	66	98.48%	95.00%	YES
3	Youths referred to receive vocational certification, complete the class and are certified. HBI	34	34	100.00%	85.00%	YES
4	Youths referred to receive vocational certification, complete the class and are certified. H&M	55	55	100.00%	85.00%	YES
5	Youths admitted for services, shall successfully complete the goals that were identified in the Service Plan. (Blue: Successful vs. All Discharges) (Green: Successful vs. Non-Successful)	135	188	71.81%	85.00%	NO
		135	135	100.00%	85.00%	YES
6	Youths successfully completing the program, shall be matched with a Pro-Social Supportive Adult.	127	135	94.07%	80.00%	YES



Performance Outcomes

July 1, 2015 to November 30, 2015



	Outcome Measure	Numerator /	/ Denominator	Performance	Minimum Standard	Goal Achieved?
1	Youth receiving services shall not be arrested for a new violation, and subsequently, adjudicated during services.	237	237	100.00%	75.00%	YES
2	Youth receiving services shall not be arrested for a new violation, and subsequently, adjudicated one (1) year after release from the program.	42	49	85.71%	80.00%	YES
3	Youth completing vocational certification classes will be matched with employment.	90	90	100.00%	80.00%	YES
4	Youth completing vocational certification classes will be matched with employment. (From December 3, 2014 to December 3, 2015)	180	182	98.90%	80.00%	YES
5	Youth receiving GED preparation classes will obtain a GED.	0	0	N/A	80.00%	N/A



Census Summary

January 1, 2016 to January 31, 2016



Census							Projections	
Circuit	Beginning Census	Admissions	Discharges	Ending Census	Contract Census	Circuit	Projected Intakes (Within 30 Days)	Projected Discharges (Within 30 Days)
1 11 (Miami-Dade)	39	5	6	38	28	11 (Miami-Dade)	2	12
2 15 (Palm Beach)	16	13	7	24	19	15 (Palm Beach)	4	1
3 16 (Monroe)	0	1	0	1	2	16 (Monroe)	0	0
4 17 (Broward)	27	12	6	33	37	17 (Broward)	5	7
5 19 (Indian River, Martin, Okeechobee, St. Lucie)	13	8	7	18	17	19 (Indian River, Martin, Okeechobee, St. Lucie)	12	1
6 20 (Charlotte, Collier, Glades, Hendry, Lee)	21	6	4	23	24	20 (Charlotte, Collier, Glades, Hendry, Lee)	3	2
7 TOTAL	116	45	30	137	127	TOTAL	26	23

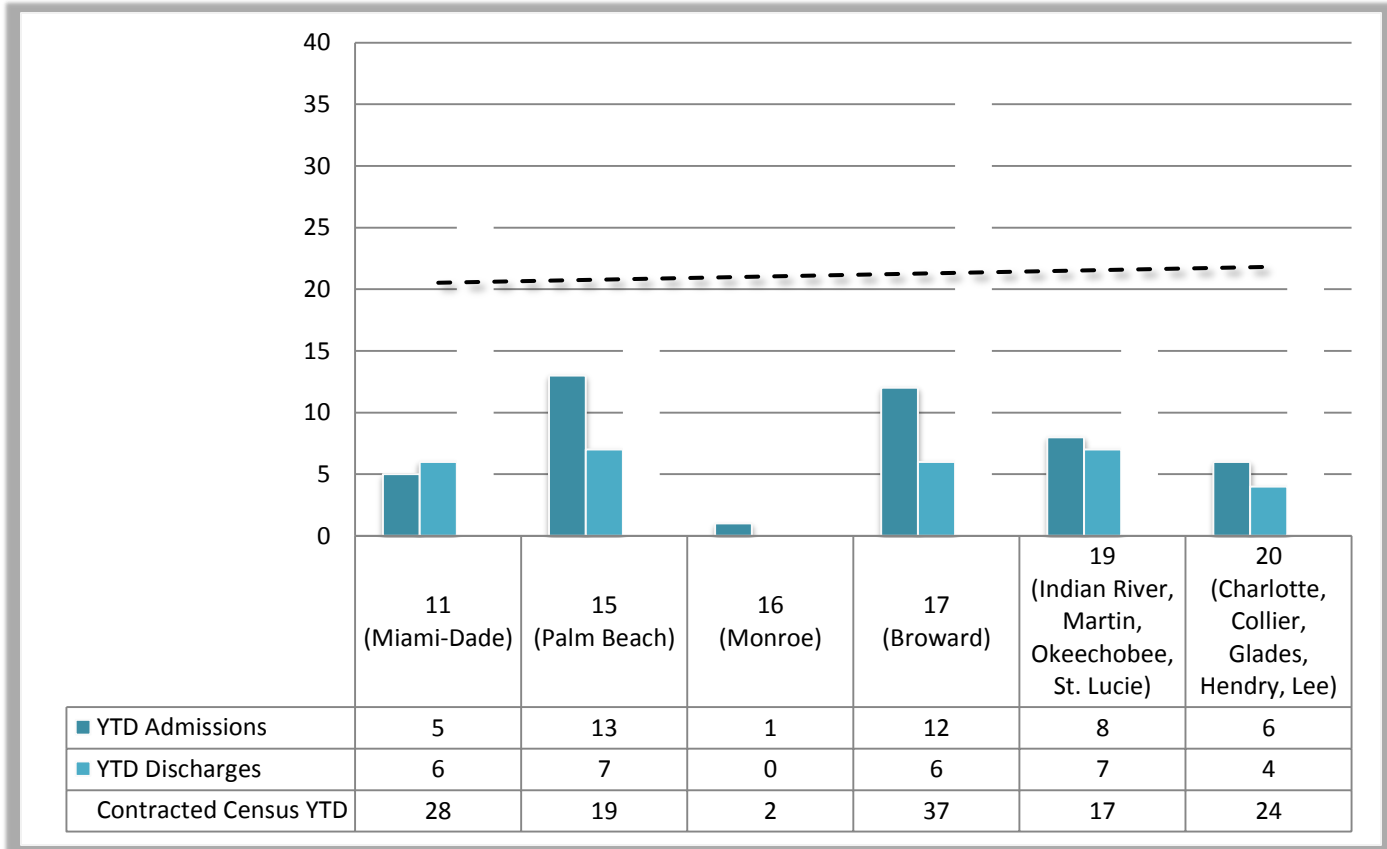
The first name in second chances.SM



Eckerd.org

YTD Census Trend

January 1, 2016 to January 31, 2016



The first name in second chances.SM



Eckerd.org

YTD Census Summary

July 1, 2015 to January 28, 2016



	Circuit	Contract Census	Admissions	Discharges	Total Served (Unduplicated)
1	11 (Miami-Dade)	28	93	81	117
2	15 (Palm Beach)	19	36	37	54
3	16 (Monroe)	2	2	3	4
4	17 (Broward)	37	100	81	111
5	19 (Indian River, Martin, Okeechobee, St. Lucie)	17	42	31	44
6	20 (Charlotte, Collier, Glades, Hendry, Lee)	24	54	49	69
7	TOTAL	127	327	282	399



YTD Discharge Analysis

July 1, 2015 to January 28, 2016



Circuit		Administrative Discharges					Early Termination		Full-Term Discharge		TOTALS
		Inactive Status (MH-SA-Medical-Detention-Jail-Travel)	Moved Out of Jurisdiction	Program Terminated-Inappropriate Placement-Referral Withdrawn	Program Terminated-Inappropriate Placement-Referral **NEW** Withdrawn by JPO	Unable to Locate for Intake-Refused Services	Jurisdiction Lost	Terminated-Court Order	Non-Completion, Referred Back to Court/DJJ	Program Successfully Completed	
1	11 (Miami-Dade)	14	1	3	8	13	0	0	0	41	80
2	15 (Palm Beach)	14	1	1	5	3	0	0	0	13	37
3	16 (Monroe)	1	0	0	1	0	0	0	0	1	3
4	17 (Broward)	9	1	1	15	20	0	1	0	35	82
5	19 (Okeechobee)	5	0	0	3	7	0	0	0	18	33
6	20 (Collier)	8	0	0	10	5	0	1	0	27	51
7	TOTAL	51	3	5	43	48	0	2	0	135	287



Timeliness of Admission

December 1, 2015 to January 25, 2016



	Circuit	Number of Intakes	Number of Timely Intakes	Percentage of Timely Intakes
1	11 (Miami-Dade)	15	15	100.00%
2	15 (Palm Beach)	9	9	100.00%
3	16 (Monroe)	1	1	100.00%
4	17 (Broward)	18	18	100.00%
5	19 (Indian River, Martin, Okeechobee, St. Lucie)	6	6	100.00%
6	20 (Charlotte, Collier, Glades, Hendry, Lee)	12	12	100.00%
7	TOTAL	61	61	100.00%



Timeliness of Assessments

December 1, 2015 to January 25, 2016



	Circuit	Number of Assessments	Number of Timely Assessments	Percentage of Timely Assessments
1	11 (Miami-Dade)	17	17	100.00%
2	15 (Palm Beach)	0	0	N/A
3	16 (Monroe)	0	0	N/A
4	17 (Broward)	13	13	100.00%
5	19 (Indian River, Martin, Okeechobee, St. Lucie)	6	6	100.00%
6	20 (Charlotte, Collier, Glades, Hendry, Lee)	18	16	88.89%
7	TOTAL	54	52	96.30%



Vocational Certifications

July 1, 2015 to January 25, 2015



	Circuit	Partner	Currently Enrolled in Vocational/Employability Skills Training	Total Vocational Certificates Issued Since August 18, 2015	Total YTD Vocational Certificates Issued	Total YTD Certificates Issued (Successfully Discharged)	Total YTD Vocational Certificate Training (Successfully Discharged)	Success Rate
1	11 (Miami-Dade)	H&M	0	4	45	33	33	100.00%
2	15 (Palm Beach)	HBI	5	0	11	4	4	100.00%
3	16 (Monroe)	Eckerd	0	0	1	1	1	100.00%
4	17 (Broward)	HBI	14	0	46	30	30	100.00%
5	19 (Indian River, Martin, Okeechobee, St. Lucie)	H&M	0	3	14	13	13	100.00%
6	20 (Charlotte, Collier, Glades, Hendry, Lee)	H&M	1	0	7	9	9	100.00%
7	TOTAL		20	7	124	90	90	100.00%



Employment

July 1, 2015 to January 25, 2016



Circuit	Partner	All Youth Served			Successful Discharges			
		Vocational Certificates Issued	Employed Youth Since January 12, 2016	All Youth Matched With Employment	Certified Youth	Certified Youth Matched With Employment	Success Rate	
1	11 (Miami-Dade)	H&M	45	4	68	33	33	100.00%
2	15 (Palm Beach)	HBI	11	0	5	4	4	100.00%
3	16 (Monroe)	Eckerd	1	0	1	1	1	100.00%
4	17 (Broward)	HBI	46	0	38	30	30	100.00%
5	19 (Indian River, Martin, Okeechobee, St. Lucie)	H&M	17	2	16	13	13	100.00%
6	20 (Charlotte, Collier, Glades, Hendry, Lee)	H&M	7	0	13	9	9	100.00%
7	TOTAL		124	6	140	90	90	100.00%



GED Certifications

July 1, 2015 to January 25, 2016



	Circuit	Currently Enrolled in GED	Total Pre-GED Testing Completed	Language Arts Section of GED		Social Studies Section of GED		Science Section of GED		Math Section of GED		Total YTD GED Certificates Obtained	Success Rate
				Attempted	Passed	Attempted	Passed	Attempted	Passed	Attempted	Passed		
1	11 (Miami-Dade)	0	0	0	0	0	0	0	0	0	0	0	0.00%
2	15 (Palm Beach)	0	0	0	0	0	0	0	0	0	0	0	NaN
3	16 (Monroe)	0	0	0	0	0	0	0	0	0	0	0	N/A
4	17 (Broward)	2	0	0	0	0	0	0	0	0	0	0	NaN
5	19 (Indian River, Martin, Okeechobee, St. Lucie)	0	0	0	2	0	1	0	1	1	0	0	0.00%
6	20 (Charlotte, Collier, Glades, Hendry, Lee)	0	0	0	0	0	0	0	0	0	0	0	0.00%
7	TOTAL	2	0	0	2	0	1	0	1	1	0	0	0.00%

Skills Remediation

July 1, 2015 to January 25, 2016

Circuit		Currently Enrolled in Skills Remediation	Number of Youth with Gains (Reassessment)			Number of Youth with Gains (Discharge)			YTD Skills Remediation Enrollment
			Math	Reading	Language	Math	Reading	Language	
1	11 (Miami-Dade)	17	8	7	0	1	1	0	35
2	15 (Palm Beach)	1	1	1	0	5	5	0	11
3	16 (Monroe)	0	0	0	0	0	0	0	0
4	17 (Broward)	4	0	0	0	1	0	0	10
5	19 (Okeechobee)	8	4	3	0	0	0	0	12
6	20 (Lee)	6	2	1	0	1	1	0	6
7	TOTAL	36	15	12	0	8	7	0	73

The first name in second chances.SM



Eckerd.org

Caseload

As of January 25, 2016

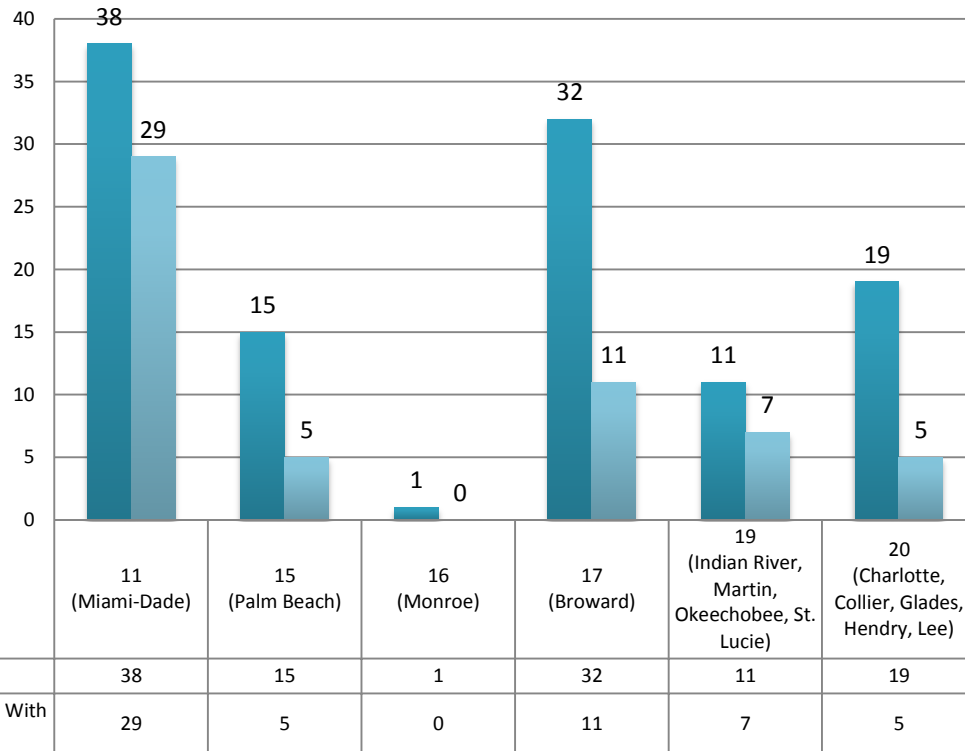


Circuit		Transition Coordinator	Community Caseload
1	11 (Miami-Dade)	Kelly, Errol	19
	11 (Miami-Dade)	McIntyre, Harold	19
2	15 (Palm Beach)	Bostick, Aquanett	24
3	16 (Monroe)	Malcolm, Oshane	1
4	17 (Broward)	Leno, Christopher	17
	17 (Broward)	Malcolm, Oshane	16
5	19 (St. Lucie)	Norwood, Lashune	18
6	20 (Lee)	Geraci, Christopher	21
	20 (Lee)	Starke, Kelly	2
		TOTAL	137

Mentoring 16 to 21 Year Olds

July 1, 2015 to January 25, 2016

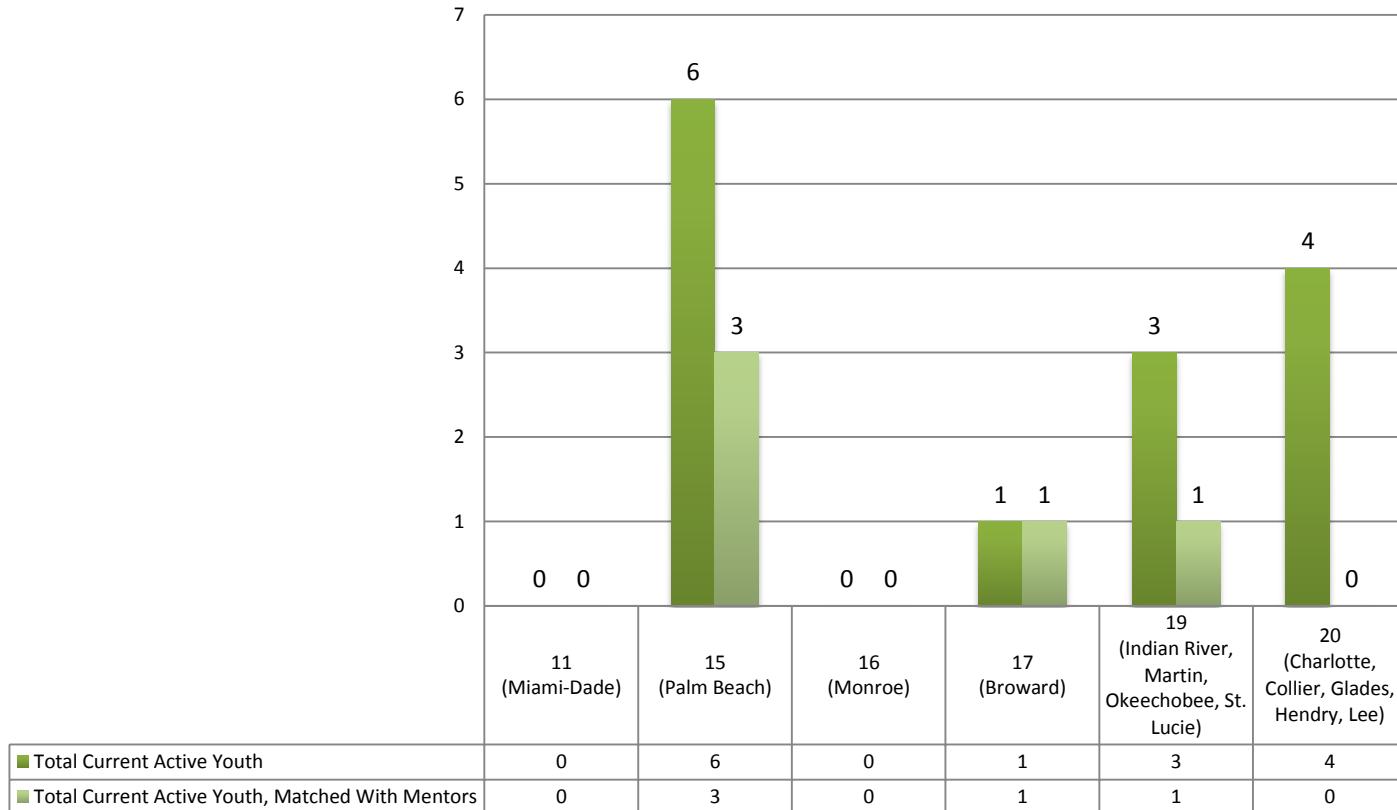
Mentoring 16 to 21 Year Olds




Mentoring 11 to 15 Year Olds

July 1, 2015 to January 25, 2016




Mentoring 11 to 15 Year Olds



Staff Vacancies, November 30, 2015

Budgeted Position	Circuits	Name	Date of Hire	Date of Vacancy	# of Days Vacant	Status	Comments
Transition Director	South Region	Claudia Laos	8/1/2013		0	1	
Program Manager (East)	11. 16. 17	William Henderson	10/7/2013		0	1	
Program Manager (West)	15, 19 & 20	Kelly Starke	10/26/2015		0	1	 HIRED
Transition Coordinator	17 (Broward)	O'Shane Malcolm	8/1/2013		0	1	
Transition Coordinator	11 (Miami)	Errol Kelly	4/7/2014		0	1	
Transition Coordinator	17 (Broward)	Karen Needle	3/10/2014		0	1	Updated from C20 on 7/1/15
Transition Coordinator	11 (Miami-Dade)	Harold McIntyre	8/1/2013		0	1	
Transition Coordinator	17 (Broward)	Christopher Leno	8/3/15				Promoted/Hired as TSS 2/16/15 (Vacated by J. Laborda)
Transition Coordinator (PT)	20 (Charlotte, Collier, Glades, Hendry, Lee)	VACANT	VACANT	11/9/15	7	1	In process of Clearance
Transition Coordinator	20 (Charlotte, Collier, Glades, Hendry, Lee)	Christopher Geraci	9/23/15	9/23/15		1	Hired for PT 9/23 and moved to FT 11/9
Transition Coordinator	19 (Indian River, Martin, Okeechobee, St. Lucie)	Lashune Norwood	3/31/2014		0	1	
Transition Coordinator	15 (Palm Beach)	Aquanett Bostick	2/3/2014		0	1	
Transition Support Specialist	17 (Broward)	Aaron Strumski	9/18/15		0	1	HIRED
Transition Support Specialist	19 (Indian River, Martin, Okeechobee, St. Lucie)	Michael Thomas	9/15/14	7/17/2014	61	1	Hired-Started 9/15
Transition Support Specialist	15 (Palm Beach)	Leroy Powell	4/1/2014		0	0.5	
Transition Support Specialist	20 (Charlotte, Collier, Glades, Hendry, Lee)	Janet Dinsmore	5/4/15			1	Hired
Transition Support Specialist	11 (Miami-Dade)	Tashonda Kirkland	7/24/15		0	1	Hired
Transition Support Specialist	11 (Miami Dade) & 17 (Broward) (FT shared)	VACANT		New 10/15/15			In Clearance
Transportation Worker	15 (Broward)	Altonetta Martin	12/1/15	18 10/1/15			HIRED 1/28/2016

Partner Staff Vacancies, November 30, 2015

Budgeted Position	Circuits	Name	Date of Hire	Date of Vacancy	# of Days Vacant	Status	Comments
HBI Regional Program Manager	Project Bridge South	Clarence Zanes	9/2/15	None	0	1	Support by Guido Torres
HBI Sr. Program Manager	Circuits 15 & 17	Marie Dean					  
HBI Career Services Coordinator	15 (Palm Beach)	Michael Bynum		2/9/15	35	1	Hired
HBI Vocational Instructor	17 (Broward)	Dennis Morgan			0	1	HIRED
HBI Mentoring Coordinator	ALL	Melissa Geiwitz	3/12/2014		0	0.5	
H&M Program Manager	Circuits 11, 17, 19, and 20	Mack Thomas	8/1/2013		0	0.5	
H&M Data Analyst	South Region	Yolanda Rucker	10/7/2013		0	1	
H&M Career Services Coordinator	19 (Indian River, Martin, Okeechobee, St. Lucie)	Jacqueline Rhaheed	12/3/2012		0	1	
H&M Career Services Coordinator	11 (Miami-Dade)	Yolanda Jester	6/15/15		0	1	
H&M Career Services Coordinator	11 (Miami-Dade)	Paula Ramirez	10/21/2013			1	
H&M Career Services Coordinator	20 (Charlotte, Collier, Glades, Hendry, Lee)	VACANT					
Eckerd Education Regional Program Manager	ALL	Frank Mizell			0	0.5	
ECKERD GED Instructor	20 (Charlotte, Collier, Glades, Hendry, Lee)	Karen Maxwell	7/29/15	4/14/15	0	0.5	Hired
ECKERD GED Instructor	19 (Indian River, Martin, Okeechobee, St. Lucie)	Audrey Kaufman		8/11/2014	66	1	Hired
ECKERD GED Instructor	11 (Miami-Dade)	Andreia Harrell		8/21/15	0	1	Hired
ECKERD GED Instructor	17 (Broward), 19 (Indian River, Martin, Okeechobee, St. Lucie)	Claire Nomura	10/21/2013		0	1	
ECKERD GED Instructor	15 (Palm Beach)	VACANT		11/28/14	18	0.5	In Clearance